

MODEL SQB

BELT DRIVE SQUARE INLINE CENTRIFUGAL DUCT FAN



MODEL FEATURES

- Exhaust air up to 24,000 CFM in high static pressure applications up to 3-1/2" w.g.
- Belt drives permit easy performance adjustments when needed
- Ideal for applications where space is limited
- Non-overloading backward inclined wheel for efficiency at higher static pressures
- AMCA Air and Sound Licensed
- cULus 705 Listed

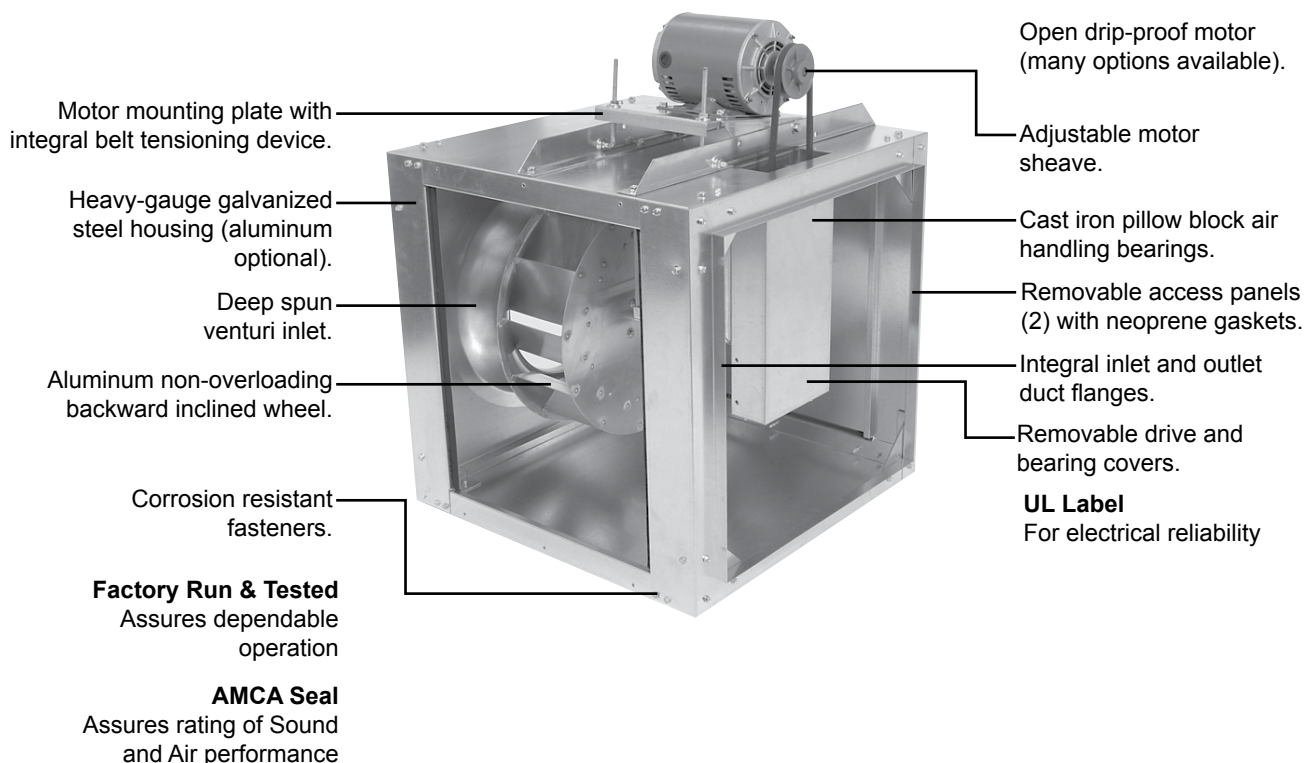
APPLICATION CONSTRUCTION OPTIONS

| MODEL NAME | TYPICAL APPLICATIONS |
|------------|--|
| SQB | Removal of clean air in general applications |
| SQBHP | High Pressure version of SQB |

MODEL OVERVIEW

Model SQB fans are available in sizes 7 through 42, moving from 100 to over 24,000 CFM, with high static pressure capabilities to 3-1/2". SQB units are the perfect selection for clean air applications where space is a leading consideration. The compact housing, with removable access doors (2), can be mounted in any orientation.

CONSTRUCTION FEATURES AND OPTIONS



1 year fan housing warranty, 1 year motor warranty

All specifications are subject to change without notice unless approved in submittal by Soler & Palau.
CGV_SQB_0612



CONSTRUCTION/SPECIFICATION CHECKLIST

Blower/Housing

- Aluminum, non-overloading, backward inclined centrifugal wheel statically and dynamically balanced.
- Deep spun venturi inlet.
- Heavy-gauge galvanized steel housing.
- Integral inlet and outlet duct collars.
- Universal mounting - horizontal, vertical, or any angle.
- Motors and drives out of the airstream.
- Removable drive and bearing covers for easy access.
- Easy access to interior of unit with removable side panels (two per unit) with closed cell neoprene gasketing.
- Motor, drives, wheel, shaft, and bearings removable from unit without disconnecting duct.
- Motor mount plate with integral belt tensioning device.

Shaft and Bearings

- Precision turned, ground, and polished steel fan shaft and keyed.
- Self aligning cast iron air handling pillow block bearings with re-lube fitting, double sealed and pre-lubricated, designed for 200,000 hour life, L50.

Motor and Drives

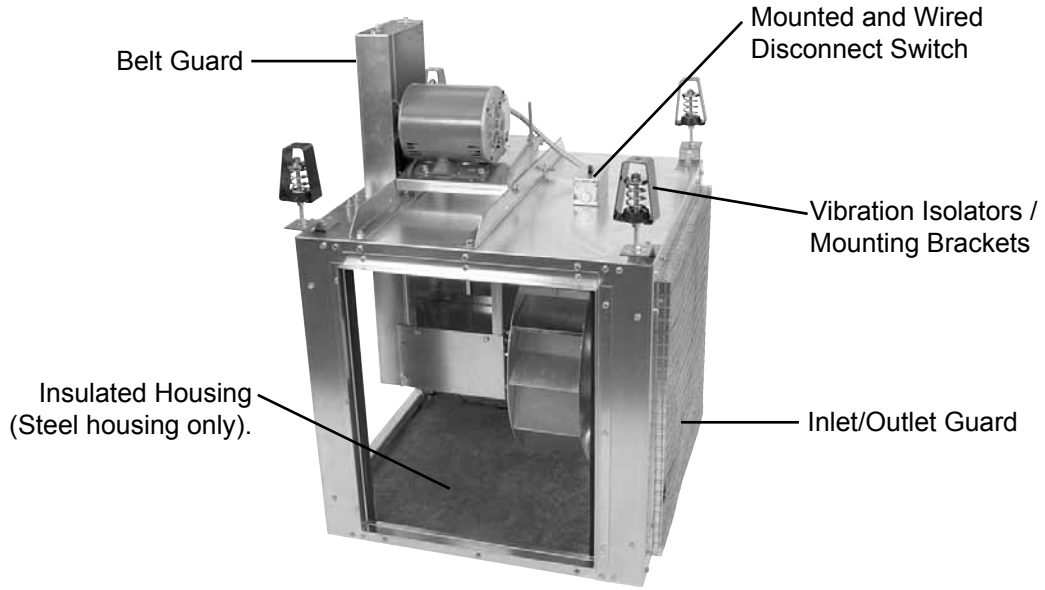
- Permanently sealed ball bearing type motor furnished to the specified voltage, phase, and enclosure.
- Open drip-proof is standard. Two speed, totally enclosed, and explosion proof motors can be specified for most models.
- Drives are specified for a minimum of 150% of driven horsepower. Cast iron motor pulleys are factory set to the required RPM and are adjustable for final system balancing.
- Disconnect switch standard on single speed drip-proof and totally enclosed motors.

Certifications

- AMCA - the AMCA Seal on all units assures certified rating of air and sound performance.
- cULus - most models are available as listed by Underwriters Laboratories under Standard 705 when specified.




OPTIONS/ACCESSORIES



External Grease Fittings



Mounted and Wired Disconnect




Belt Guard



Motor Cover



Inlet/Outlet Guard





**Hanging Bracket/
Mounting Foot with
Hanging Spring Isolator**




Hanging Spring Isolators



**Hanging Rubber in
Shear Isolators**



Assorted Disconnects



Heavy-duty Disconnect



Backdraft Damper



Insulated Housing



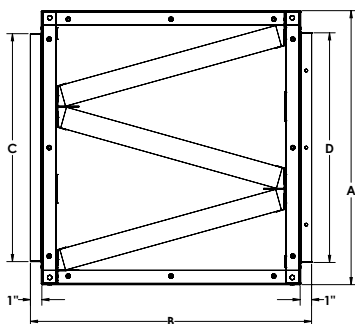


FILTER BOX OPTIONS



Features

- Designed for use with SQB Fans
- Designed to handle 1" or 2" filters
- Galvanized or aluminum construction up to size 24
- Galvanized construction sizes 30-42
- Standard filter is washable aluminum
- MERV 7 (1") or MERV 8 (2") disposable pleated filters available by special quote
- Removable side panels for easy access to filters



Dimensions - Filter Box with 1" Aluminum Filters

| Fan Size | Filter Box Dimensions | | | | Avg. Ship Wgt. (lbs) | | No. of Filters | 1" Filter Nominal Size |
|----------|-----------------------|--------|--------|----|----------------------|-------|----------------|------------------------|
| | A | B | C | D | Galv. | Alum. | | |
| 07-08 | 25 | 25 | 11-7/8 | 12 | 28 | 15 | 2 | 15x20x1 |
| 10 | 18 | 24-1/2 | 13-7/8 | 14 | 35 | 17 | 2 | 16x20x1 |
| 12 | 22 | 29-1/8 | 17-7/8 | 18 | 48 | 24 | 2 | 20x25x1 |
| 15 | 24 | 24-5/8 | 21-7/8 | 22 | 47 | 23 | 3 | 20x25x1 |
| 18 | 28 | 24-5/8 | 23-7/8 | 24 | 62 | 31 | 4 | 20x25x1 |
| 20 | 32 | 29-1/8 | 27-7/8 | 28 | 72 | 36 | 6 | 16x25x1 |
| 24 | 39 | 29-1/8 | 34-7/8 | 35 | 96 | 47 | 6 | 20x25x1 |
| 30 | 44 | 30-3/8 | 39-7/8 | 40 | 131 | - | 8 | 20x25x1 |
| 36 | 52 | 27-1/8 | 47-7/8 | 48 | 149 | - | 10 | 20x25x1 |
| 42 | 58 | 32-1/8 | 53-7/8 | 54 | 180 | - | 15 | 20x25x1 |

Dimensions - Filter Box with 2" Aluminum Filters

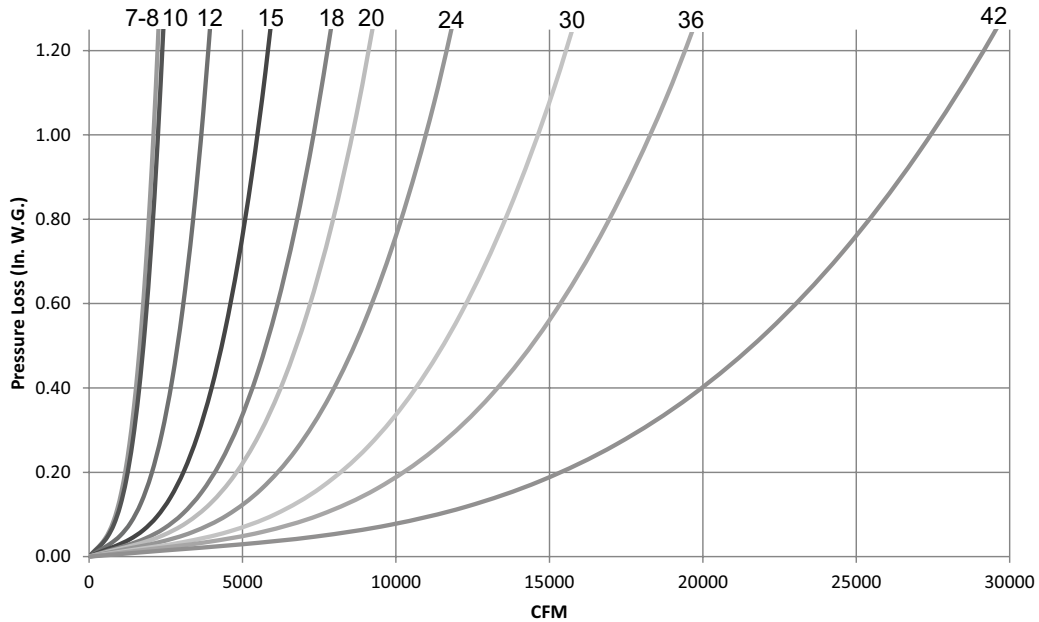
| Fan Size | Filter Box Dimensions | | | | Avg. Ship Wgt. (lbs) | | No. of Filters | 2" Filter Nominal Size |
|----------|-----------------------|--------|--------|----|----------------------|-------|----------------|------------------------|
| | A | B | C | D | Galv. | Alum. | | |
| 07-08 | 25 | 25 | 11-7/8 | 12 | 29 | 16 | 2 | 15x20x2 |
| 10 | 18 | 24-1/2 | 13-7/8 | 14 | 37 | 19 | 2 | 16x20x2 |
| 12 | 22 | 29-1/8 | 17-7/8 | 18 | 50 | 26 | 2 | 20x25x2 |
| 15 | 24 | 24-5/8 | 21-7/8 | 22 | 49 | 25 | 3 | 20x25x2 |
| 18 | 28 | 24-5/8 | 23-7/8 | 24 | 65 | 34 | 4 | 20x25x2 |
| 20 | 32 | 29-1/8 | 27-7/8 | 28 | 75 | 39 | 6 | 16x25x2 |
| 24 | 39 | 29-1/8 | 34-7/8 | 35 | 100 | 51 | 6 | 20x25x2 |
| 30 | 44 | 30-3/8 | 39-7/8 | 40 | 135 | - | 8 | 20x25x2 |
| 36 | 52 | 27-1/8 | 47-7/8 | 48 | 154 | - | 10 | 20x25x2 |
| 42 | 58 | 32-1/8 | 53-7/8 | 54 | 185 | - | 15 | 20x25x2 |



FILTER BOX OPTIONS Cont.

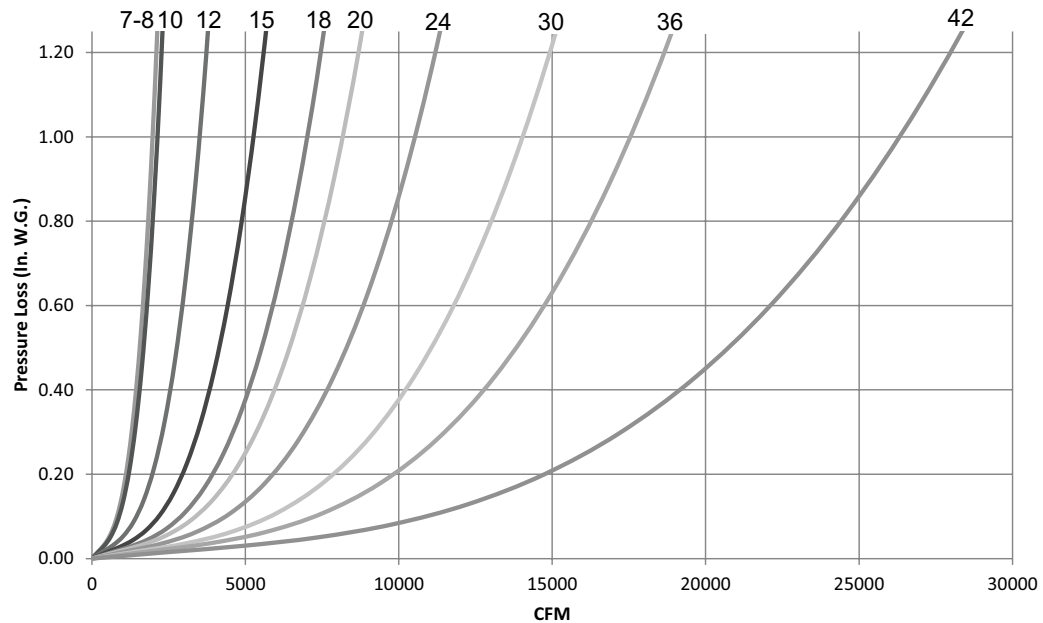
PRESSURE LOSS GUIDE FOR 1" FILTER BOX

Use the estimated pressure drop graphs to help select the proper fan that will deliver the desired airflow. Enter the graph from the bottom at the specified CFM and move vertically upward to the fan curve for the desired size, then horizontally to the left and read the estimated static pressure drop resulting from these typical accessory packages. Add the accessory pressure loss to the system (or building) design static pressure loss to obtain the total static pressure loss to be used for the proper fan selection.



PRESSURE LOSS GUIDE FOR 2" FILTER BOX

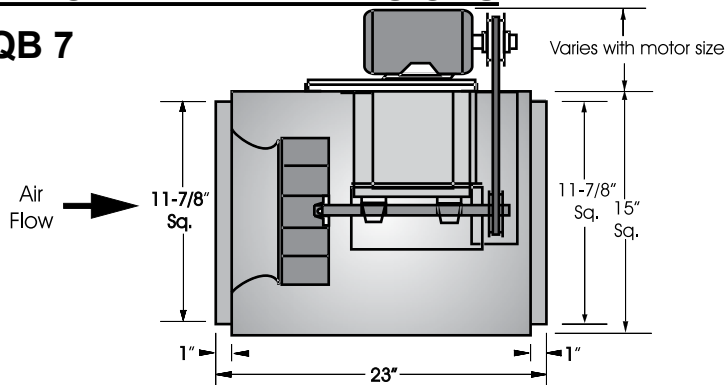
Use the estimated pressure drop graphs to help select the proper fan that will deliver the desired airflow. Enter the graph from the bottom at the specified CFM and move vertically upward to the fan curve for the desired size, then horizontally to the left and read the estimated static pressure drop resulting from these typical accessory packages. Add the accessory pressure loss to the system (or building) design static pressure loss to obtain the total static pressure loss to be used for the proper fan selection.





PERFORMANCE/DIMENSIONS

SQB 7



Outlet Velocity = CFM x 1.02
 Tip Speed = RPM x 2.6835
 Maximum Motor Frame Size = 145T
 Maximum RPM = 2430
 Maximum BHP at a Given RPM = (RPM/3022)³

Unit Specifications
 Housing Metal Thickness = 18 GA.
 Approximate Weight = 75 lbs.

| CFM / BHP @ Static Pressure / Sones | | | | | | | | | | Drive Range | RPM | HP | Tip Speed | |
|-------------------------------------|----------|----------|----------|----------|----------|----------|----------|----------|-------|-------------|------|------|-----------|------|
| 1/8 | 1/4 | 3/8 | 1/2 | 5/8 | 3/4 | 1 | 1-1/4 | 1-1/2 | 1-3/4 | | | | | |
| 151 | 98 | - | - | - | - | - | - | - | - | DP1 | 1070 | 1/4 | 2871 | |
| .04/4.4 | .04/4.4 | - | - | - | - | - | - | - | - | | 1150 | 1/4 | 3086 | |
| 169 | 122 | - | - | - | - | - | - | - | - | | 1210 | 1/4 | 3247 | |
| .06/5.5 | .06/5.4 | - | - | - | - | - | - | - | - | | 1290 | 1/4 | 3462 | |
| 182 | 138 | 86 | - | - | - | - | - | - | - | | 1370 | 1/4 | 3676 | |
| .06/6.2 | .06/6.1 | .06/6.1 | - | - | - | - | - | - | - | | 1450 | 1/4 | 3891 | |
| 199 | 159 | 113 | - | - | - | - | - | - | - | | 1530 | 1/4 | 4106 | |
| .08/7.1 | .08/7.0 | .08/7.0 | - | - | - | - | - | - | - | | 1610 | 1/4 | 4320 | |
| 216 | 179 | 138 | 89 | - | - | - | - | - | - | | 1690 | 1/4 | 4535 | |
| .09/7.9 | .09/7.7 | .09/7.7 | .09/7.7 | - | - | - | - | - | - | | 1730 | 1/4 | 4642 | |
| 233 | 199 | 161 | 118 | - | - | - | - | - | - | DP2 | 1770 | 1/4 | 4750 | |
| .11/8.6 | .11/8.5 | .11/8.4 | .11/8.4 | - | - | - | - | - | - | | 1810 | 1/4 | 4857 | |
| 249 | 217 | 182 | 144 | 99 | - | - | - | - | - | | 1850 | 1/4 | 4964 | |
| .13/9.4 | .13/9.2 | .13/9.1 | .13/9.1 | .12/9.1 | - | - | - | - | - | | 1890 | 1/4 | 5072 | |
| 265 | 235 | 203 | 167 | 128 | - | - | - | - | - | | 1930 | 1/4 | 5179 | |
| .15/10.2 | .15/10.1 | .15/9.9 | .15/9.9 | .15/9.9 | - | - | - | - | - | | DP3 | 1970 | 1/3 | 5286 |
| 281 | 253 | 223 | 190 | 154 | 114 | - | - | - | - | | | 2050 | 1/3 | 5501 |
| .18/11.2 | .18/11.0 | .18/10.8 | .18/10.8 | .17/10.8 | .17/10.8 | - | - | - | - | | | 2110 | 1/3 | 5662 |
| 289 | 262 | 232 | 201 | 167 | 129 | - | - | - | - | | | 2190 | 1/2 | 5877 |
| .19/11.8 | .19/11.7 | .19/11.4 | .19/11.3 | .19/11.3 | .18/11.3 | - | - | - | - | | | 2270 | 1/2 | 6091 |
| 297 | 270 | 242 | 211 | 178 | 143 | - | - | - | - | 2350 | | 1/2 | 6306 | |
| .20/12.4 | .20/12.3 | .20/12.0 | .20/11.9 | .20/11.9 | .20/11.9 | - | - | - | - | 2430 | | 1/2 | 6521 | |
| 304 | 279 | 251 | 222 | 190 | 156 | - | - | - | - | | | | | |
| .22/13.0 | .22/12.9 | .22/12.6 | .22/12.4 | .22/12.4 | .21/12.4 | - | - | - | - | | | | | |
| 312 | 287 | 260 | 232 | 201 | 169 | - | - | - | - | | | | | |
| .23/13.6 | .23/13.5 | .23/13.2 | .23/12.9 | .23/12.9 | .23/12.9 | - | - | - | - | | | | | |
| 320 | 296 | 270 | 242 | 212 | 181 | 105 | - | - | - | DP4 | | | | |
| .25/14.2 | .25/14.2 | .25/13.9 | .25/13.6 | .25/13.5 | .24/13.5 | .22/13.5 | - | - | - | | | | | |
| 328 | 304 | 279 | 252 | 223 | 193 | 123 | - | - | - | | | | | |
| .26/14.9 | .26/14.8 | .26/14.5 | .26/14.3 | .26/14.2 | .26/14.2 | .24/14.2 | - | - | - | | | | | |
| 335 | 312 | 288 | 261 | 234 | 205 | 138 | - | - | - | | | | | |
| .28/15.5 | .28/15.5 | .28/15.2 | .28/14.9 | .28/14.8 | .28/14.8 | .26/14.8 | - | - | - | | | | | |
| 351 | 329 | 305 | 281 | 254 | 227 | 167 | - | - | - | | | | | |
| .32/16.8 | .31/16.7 | .31/16.6 | .31/16.3 | .31/16.1 | .31/16.1 | .31/16.1 | - | - | - | | | | | |
| 362 | 341 | 319 | 295 | 270 | 243 | 186 | 116 | - | - | | | | | |
| .34/17.8 | .34/17.7 | .34/17.6 | .34/17.3 | .34/17.1 | .34/17.0 | .34/17.0 | .31/17.0 | - | - | | | | | |
| 377 | 357 | 336 | 313 | 289 | 264 | 211 | 150 | - | - | | | | | |
| .39/19.1 | .38/19.0 | .38/18.9 | .38/18.7 | .38/18.5 | .38/18.3 | .38/18.3 | .36/18.3 | - | - | | | | | |
| 393 | 373 | 353 | 331 | 309 | 285 | 235 | 179 | 107 | - | | | | | |
| .43/20 | .43/20 | .42/20 | .42/20 | .43/19.9 | .43/19.7 | .43/19.7 | .41/19.7 | .38/19.7 | - | | | | | |
| 408 | 389 | 370 | 349 | 327 | 305 | 257 | 206 | 145 | - | | | | | |
| .48/22 | .47/22 | .47/22 | .47/22 | .47/21 | .47/21 | .47/21 | .46/21 | .44/21 | - | | | | | |
| 423 | 405 | 386 | 366 | 346 | 324 | 279 | 231 | 176 | 102 | | | | | |
| .53/24 | .52/24 | .52/24 | .52/23 | .52/23 | .52/23 | .52/23 | .50/23 | .46/23 | - | | | | | |

Performance certified is for installation type B - free inlet, ducted outlet.
 Power Ratings (BHP) does not include drive losses.
 Performance ratings do not include the effects of appurtenances in the airstream.

The sound ratings shown are loudness values in fan sones @ 5' (1.5m) in a hemispherical free field calculated per AMCA Standard 301. Values shown are for installation type A - free inlet fan sone levels.



S&P, Div. of Soler & Palau Ventilation Group, certifies that the Models SQB shown herein are licensed to bear the AMCA Seal. The ratings shown are based on test and procedures performed in accordance with AMCA Publication 211 and AMCA Publication 311 and comply with the requirement of the AMCA Certified Ratings Program.

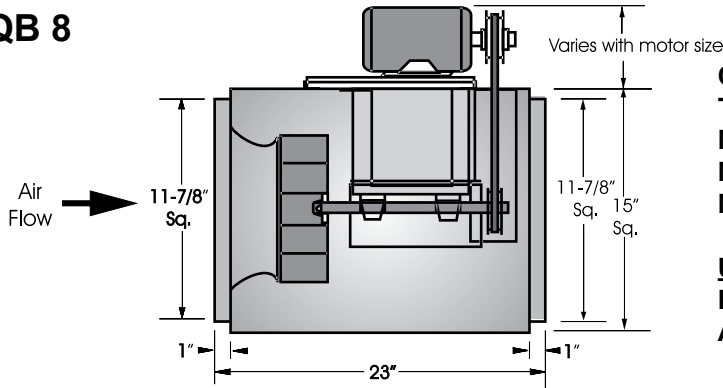




MODEL SQB
BELT DRIVE SQUARE INLINE CENTRIFUGAL DUCT FAN



SQB 8



Outlet Velocity = CFM x 1.02
Tip Speed = RPM x 2.6835
Maximum Motor Frame Size = 145T
Maximum RPM = 2625
Maximum BHP at a Given RPM = (RPM/2876)³

Unit Specifications
Housing Metal Thickness = 18 GA.
Approximate Weight = 75 lbs.

| CFM / BHP @ Static Pressure / Sones | | | | | | | | | | Drive Range | RPM | HP | Tip Speed | | |
|-------------------------------------|----------|----------|----------|----------|----------|----------|----------|--------|--------|-------------|------|------|-----------|------|------|
| 1/8 | 1/4 | 3/8 | 1/2 | 5/8 | 3/4 | 1 | 1-1/4 | 1-1/2 | 1-3/4 | | | | | | |
| 453 | 347 | - | - | - | - | - | - | - | - | DP5 | 1050 | 1/4 | 2818 | | |
| .05/5.0 | .05/4.8 | - | - | - | - | - | - | - | - | | 1125 | 1/4 | 3019 | | |
| 498 | 406 | - | - | - | - | - | - | - | - | | 1200 | 1/4 | 3220 | | |
| .06/5.9 | .06/5.8 | - | - | - | - | - | - | - | - | | 1275 | 1/4 | 3421 | | |
| 542 | 460 | 336 | - | - | - | - | - | - | - | | 1350 | 1/4 | 3623 | | |
| .07/7.0 | .08/6.8 | .07/6.8 | - | - | - | - | - | - | - | | 1425 | 1/4 | 3824 | | |
| 585 | 510 | 415 | - | - | - | - | - | - | - | | 1500 | 1/4 | 4025 | | |
| .09/8.0 | .09/7.8 | .09/7.8 | - | - | - | - | - | - | - | | 1575 | 1/4 | 4226 | | |
| 627 | 558 | 477 | 331 | - | - | - | - | - | - | | 1650 | 1/4 | 4428 | | |
| .10/8.7 | .11/8.5 | .11/8.4 | .10/8.6 | - | - | - | - | - | - | | 1725 | 1/4 | 4629 | | |
| 669 | 604 | 532 | 434 | - | - | - | - | - | - | DP6 | 1800 | 1/4 | 4830 | | |
| .12/9.5 | .12/9.4 | .13/9.2 | .13/9.3 | - | - | - | - | - | - | | 1850 | 1/3 | 4964 | | |
| 711 | 650 | 584 | 503 | 346 | - | - | - | - | - | | 1900 | 1/3 | 5099 | | |
| .14/10.2 | .14/10.1 | .15/10.0 | .15/9.9 | .14/10.0 | - | - | - | - | - | | 1950 | 1/3 | 5233 | | |
| 753 | 695 | 633 | 563 | 465 | - | - | - | - | - | | 2025 | 1/3 | 5434 | | |
| .16/11.1 | .16/10.9 | .17/10.8 | .17/10.7 | .17/10.8 | - | - | - | - | - | | DP7 | 2075 | 1/2 | 5568 | |
| 794 | 738 | 681 | 618 | 539 | 397 | - | - | - | - | | | 2125 | 1/2 | 5702 | |
| .18/12.0 | .19/11.9 | .19/11.7 | .20/11.6 | .20/11.7 | .18/12.0 | - | - | - | - | | | 2175 | 1/2 | 5836 | |
| 835 | 782 | 728 | 669 | 602 | 509 | - | - | - | - | | | 2275 | 1/2 | 6105 | |
| .21/13.1 | .21/13.0 | .22/12.8 | .22/12.7 | .23/12.6 | .22/12.9 | - | - | - | - | | | DP8 | 2325 | 1/2 | 6239 |
| 876 | 825 | 774 | 719 | 658 | 584 | - | - | - | - | 2475 | | | 3/4 | 6642 | |
| .24/14.3 | .24/14.1 | .25/13.9 | .25/13.8 | .26/13.7 | .26/13.8 | - | - | - | - | 2625 | | | 3/4 | 7044 | |
| 903 | 853 | 804 | 752 | 694 | 627 | - | - | - | - | | | | | | |
| .26/15.0 | .26/14.9 | .27/14.7 | .27/14.6 | .28/14.4 | .28/14.4 | - | - | - | - | | | | | | |
| 930 | 882 | 833 | 783 | 729 | 667 | 445 | - | - | - | DP9 | | | | | |
| .28/15.8 | .28/15.7 | .29/15.5 | .30/15.4 | .30/15.2 | .30/15.1 | .28/15.6 | - | - | - | | | | | | |
| 957 | 910 | 863 | 815 | 763 | 705 | 536 | - | - | - | | | | | | |
| .30/16.6 | .31/16.5 | .31/16.3 | .32/16.2 | .32/16.1 | .33/15.9 | .32/16.3 | - | - | - | | | | | | |
| 998 | 952 | 907 | 861 | 812 | 759 | 623 | - | - | - | | | | | | |
| .34/17.8 | .34/17.7 | .35/17.6 | .35/17.4 | .36/17.3 | .36/17.2 | .36/17.3 | - | - | - | | | | | | |
| 1024 | 980 | 936 | 891 | 844 | 794 | 671 | - | - | - | | | | | | |
| .37/18.7 | .37/18.5 | .37/18.4 | .38/18.3 | .39/18.1 | .39/18.0 | .39/18.0 | - | - | - | | | | | | |
| 1051 | 1008 | 965 | 921 | 876 | 828 | 715 | 500 | - | - | | | | | | |
| .39/19.5 | .40/19.4 | .40/19.3 | .41/19.1 | .41/19.1 | .42/18.9 | .42/18.8 | .39/19.2 | - | - | | | | | | |
| 1078 | 1036 | 993 | 951 | 907 | 861 | 755 | 592 | - | - | | | | | | |
| .42/20 | .42/20 | .43/20 | .44/19.9 | .44/19.9 | .45/19.8 | .45/19.6 | .44/20 | - | - | | | | | | |
| 1132 | 1091 | 1051 | 1010 | 969 | 926 | 831 | 708 | - | - | | | | | | |
| .48/22 | .48/22 | .49/22 | .50/22 | .50/22 | .51/22 | .52/21 | .52/22 | - | - | | | | | | |
| 1158 | 1118 | 1079 | 1039 | 999 | 958 | 868 | 755 | 540 | - | | | | | | |
| .51/24 | .52/23 | .52/23 | .53/23 | .53/23 | .54/23 | .55/23 | .55/23 | .51/23 | - | | | | | | |
| 1238 | 1200 | 1163 | 1126 | 1089 | 1051 | 971 | 878 | 758 | - | | | | | | |
| .62/27 | .62/27 | .63/27 | .63/27 | .64/27 | .65/27 | .66/26 | .67/26 | .66/26 | - | | | | | | |
| 1318 | 1282 | 1247 | 1212 | 1177 | 1142 | 1068 | 988 | 894 | 766 | | | | | | |
| .74/30 | .74/30 | .75/30 | .75/29 | .76/29 | .77/29 | .78/29 | .79/29 | .80/29 | .79/29 | | | | | | |

Performance certified is for installation type B - free inlet, ducted outlet.
 Power Ratings (BHP) does not include drive losses.
 Performance ratings do not include the effects of appurtenances in the airstream.

The sound ratings shown are loudness values in fan sones @ 5' (1.5m) in a hemispherical free field calculated per AMCA Standard 301. Values shown are for installation type A - free inlet fan sone levels.



S&P, Div. of Soler & Palau Ventilation Group, certifies that the Models SQB shown herein are licensed to bear the AMCA Seal. The ratings shown are based on test and procedures performed in accordance with AMCA Publication 211 and AMCA Publication 311 and comply with the requirement of the AMCA Certified Ratings Program.

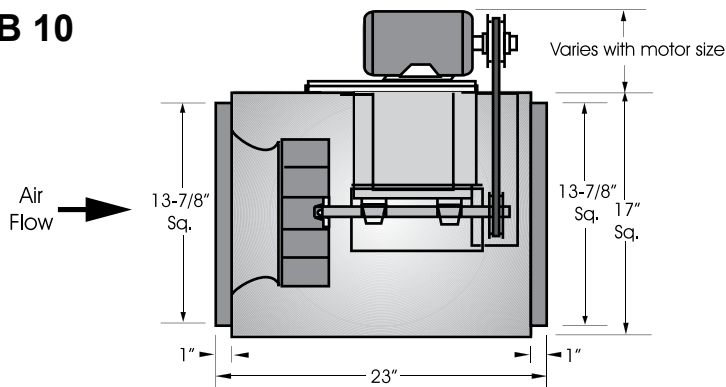




MODEL SQB
BELT DRIVE SQUARE INLINE CENTRIFUGAL DUCT FAN



SQB 10



Outlet Velocity = CFM x 0.74
Tip Speed = RPM x 3.207
Maximum Motor Frame Size = 145T
Maximum RPM = 2400
Maximum BHP at a Given RPM = (RPM/2376)³

Unit Specifications
Housing Metal Thickness = 18 GA.
Approximate Weight = 85 lbs.

| CFM / BHP @ Static Pressure / Sones | | | | | | | | | | | Drive Range | RPM | HP | Tip Speed | | |
|-------------------------------------|----------|----------|----------|----------|----------|----------|----------|----------|----------|---------|-------------|-------|-------|-----------|------|--|
| 1/8 | 1/4 | 3/8 | 1/2 | 5/8 | 3/4 | 1 | 1-1/4 | 1-1/2 | 1-3/4 | 2 | | | | | | |
| 798 | 687 | 540 | - | - | - | - | - | - | - | - | DP 10 | 1050 | 1/4 | 3367 | | |
| .09/5.5 | .09/5.2 | .09/5.1 | - | - | - | - | - | - | - | - | | 1100 | 1/4 | 3528 | | |
| 917 | 821 | 712 | 557 | - | - | - | - | - | - | - | | 1175 | 1/4 | 3768 | | |
| .12/7.2 | .12/6.8 | .12/6.6 | .12/6.6 | - | - | - | - | - | - | - | | 1250 | 1/4 | 4009 | | |
| 988 | 897 | 800 | 681 | 436 | - | - | - | - | - | - | | 1300 | 1/4 | 4169 | | |
| .14/8.3 | .15/7.9 | .15/7.5 | .15/7.5 | .12/7.5 | - | - | - | - | - | - | | 1350 | 1/4 | 4330 | | |
| 1035 | 948 | 856 | 750 | 594 | - | - | - | - | - | - | | 1400 | 1/4 | 4490 | | |
| .16/8.8 | .17/8.4 | .17/8.0 | .17/8.0 | .16/8.0 | - | - | - | - | - | - | | 1450 | 1/4 | 4650 | | |
| 1081 | 997 | 911 | 814 | 688 | - | - | - | - | - | - | | 1500 | 1/4 | 4811 | | |
| .18/9.4 | .18/8.9 | .19/8.6 | .19/8.4 | .18/8.4 | - | - | - | - | - | - | | 1550 | 1/3 | 4971 | | |
| 1127 | 1046 | 964 | 874 | 765 | 593 | - | - | - | - | - | DP 11 | 1600 | 1/3 | 5131 | | |
| .20/10.0 | .21/9.5 | .21/9.1 | .21/8.9 | .21/8.9 | .19/8.9 | - | - | - | - | - | | 1650 | 1/3 | 5292 | | |
| 1173 | 1095 | 1016 | 932 | 834 | 702 | - | - | - | - | - | | 1700 | 1/2 | 5452 | | |
| .22/10.5 | .23/10.2 | .23/9.7 | .23/9.4 | .23/9.4 | .22/9.4 | - | - | - | - | - | | 1775 | 1/2 | 5692 | | |
| 1219 | 1143 | 1068 | 988 | 898 | 787 | - | - | - | - | - | | 1850 | 1/2 | 5933 | | |
| .25/11.1 | .25/10.7 | .26/10.4 | .26/10.0 | .26/9.9 | .25/9.9 | - | - | - | - | - | | 1900 | 1/2 | 6093 | | |
| 1265 | 1191 | 1118 | 1042 | 959 | 861 | - | - | - | - | - | | DP 12 | 1950 | 3/4 | 6254 | |
| .27/11.7 | .28/11.3 | .28/10.9 | .28/10.6 | .29/10.4 | .28/10.4 | - | - | - | - | - | | | 2025 | 3/4 | 6494 | |
| 1310 | 1239 | 1169 | 1096 | 1018 | 929 | 634 | - | - | - | - | | | 2100 | 3/4 | 6735 | |
| .30/12.4 | .30/12.0 | .31/11.6 | .31/11.2 | .31/11.0 | .31/11.0 | .27/10.9 | - | - | - | - | | | 2175 | 3/4 | 6975 | |
| 1356 | 1286 | 1216 | 1148 | 1074 | 992 | 763 | - | - | - | - | DP 13 | | 2250 | 1 | 7216 | |
| .33/13.1 | .33/12.7 | .34/12.3 | .34/11.9 | .34/11.6 | .34/11.5 | .32/11.5 | - | - | - | - | | | 2400 | 1 | 7697 | |
| 1401 | 1334 | 1267 | 1200 | 1130 | 1053 | 857 | - | - | - | - | | | DP 14 | | | |
| .36/13.9 | .36/13.5 | .37/13.1 | .37/12.7 | .38/12.4 | .38/12.3 | .36/12.1 | - | - | - | - | | | | | | |
| 1469 | 1404 | 1340 | 1276 | 1210 | 1140 | 973 | 654 | - | - | - | | | | | | |
| .41/14.9 | .41/14.6 | .42/14.3 | .42/13.9 | .43/13.6 | .43/13.3 | .42/13.3 | .36/13.2 | - | - | - | | | | | | |
| 1536 | 1474 | 1413 | 1352 | 1289 | 1224 | 1076 | 864 | - | - | - | | | | | | |
| .46/16.2 | .47/15.8 | .47/15.5 | .48/15.1 | .48/14.8 | .48/14.5 | .48/14.4 | .46/14.3 | - | - | - | | | | | | |
| 1581 | 1520 | 1461 | 1401 | 1341 | 1278 | 1139 | 957 | - | - | - | | | | | | |
| .50/17.0 | .50/16.7 | .51/16.3 | .51/16.0 | .52/15.7 | .52/15.3 | .53/15.1 | .51/15.1 | - | - | - | | | | | | |
| 1626 | 1566 | 1508 | 1451 | 1392 | 1332 | 1200 | 1037 | 741 | - | - | | | | | | |
| .54/17.9 | .54/17.5 | .55/17.2 | .56/16.9 | .56/16.5 | .57/16.2 | .57/15.9 | .56/15.9 | .49/15.9 | - | - | | | | | | |
| 1693 | 1636 | 1579 | 1524 | 1468 | 1411 | 1288 | 1145 | 943 | - | - | | | | | | |
| .60/19.2 | .61/18.8 | .61/18.5 | .62/18.2 | .63/17.9 | .63/17.6 | .64/17.1 | .63/17.1 | .60/17.1 | - | - | | | | | | |
| 1760 | 1704 | 1650 | 1597 | 1543 | 1488 | 1373 | 1243 | 1079 | 773 | - | | | | | | |
| .67/21 | .68/20 | .68/19.9 | .69/19.6 | .70/19.3 | .70/19.0 | .71/18.4 | .71/18.3 | .69/18.2 | .60/18.3 | - | | | | | | |
| 1827 | 1773 | 1720 | 1669 | 1617 | 1564 | 1456 | 1336 | 1194 | 993 | - | | | | | | |
| .75/22 | .75/22 | .76/21 | .76/21 | .77/21 | .78/20 | .79/19.8 | .79/19.5 | .78/19.5 | .74/19.4 | - | | | | | | |
| 1894 | 1841 | 1790 | 1740 | 1690 | 1640 | 1536 | 1424 | 1297 | 1135 | 849 | | | | | | |
| .83/24 | .83/23 | .84/23 | .84/23 | .85/22 | .86/22 | .87/21 | .87/21 | .87/21 | .85/21 | .74/21 | | | | | | |
| 2027 | 1977 | 1929 | 1882 | 1835 | 1788 | 1693 | 1593 | 1484 | 1360 | 1205 | | | | | | |
| 1.00/27 | 1.01/27 | 1.01/26 | 1.02/26 | 1.03/26 | 1.03/25 | 1.05/25 | 1.06/24 | 1.06/24 | 1.06/24 | 1.03/24 | | | | | | |

Performance certified is for installation type B - free inlet, ducted outlet.
 Power Ratings (BHP) does not include drive losses.
 Performance ratings do not include the effects of appurtenances in the airstream.

The sound ratings shown are loudness values in fan sones @ 5' (1.5m) in a hemispherical free field calculated per AMCA Standard 301. Values shown are for installation type A - free inlet fan sone levels.



S&P, Div. of Soler & Palau Ventilation Group, certifies that the Models SQB shown herein are licensed to bear the AMCA Seal. The ratings shown are based on test and procedures performed in accordance with AMCA Publication 211 and AMCA Publication 311 and comply with the requirement of the AMCA Certified Ratings Program.

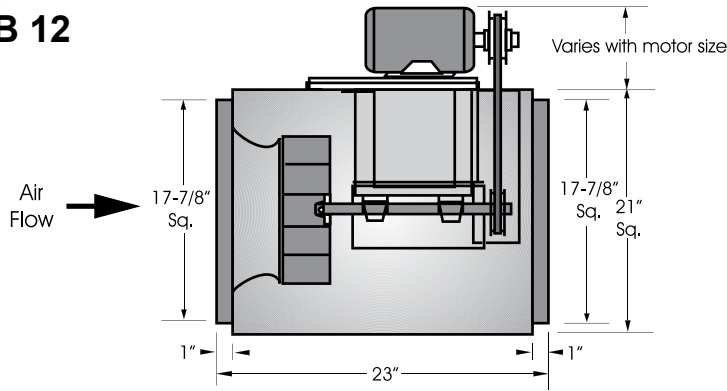




MODEL SQB
BELT DRIVE SQUARE INLINE CENTRIFUGAL DUCT FAN



SQB 12



Outlet Velocity = CFM x 0.45
Tip Speed = RPM x 3.534
Maximum Motor Frame Size = 145T
Maximum RPM = 2125
Maximum BHP at a Given RPM = (RPM/1821)³

Unit Specifications
Housing Metal Thickness = 18 GA.
Approximate Weight = 95 lbs.

| CFM / BHP @ Static Pressure / Sones | | | | | | | | | | | Drive Range | RPM | HP | Tip Speed | | | | | | | | |
|-------------------------------------|----------|----------|----------|----------|----------|----------|----------|----------|---------|---------|-------------|-------|-------|-----------|-------|-------|-------|-------|-------|-------|------|-------|
| 1/8 | 1/4 | 3/8 | 1/2 | 5/8 | 3/4 | 1 | 1-1/4 | 1-1/2 | 1-3/4 | 2 | | | | | | | | | | | | |
| 1293 | 1098 | 769 | - | - | - | - | - | - | - | - | DP 15 | 900 | 1/4 | 3181 | | | | | | | | |
| .12/5.9 | .12/5.6 | .11/5.4 | - | - | - | - | - | - | - | - | | DP 16 | 1000 | 1/4 | 3534 | | | | | | | |
| 1474 | 1309 | 1102 | - | - | - | - | - | - | - | - | | | DP 17 | 1025 | 1/4 | 3623 | | | | | | |
| .16/7.3 | .16/7.0 | .16/6.8 | - | - | - | - | - | - | - | - | | | | DP 18 | 1075 | 1/4 | 3799 | | | | | |
| 1518 | 1359 | 1165 | 806 | - | - | - | - | - | - | - | | | | | DP 19 | 1120 | 1/4 | 3958 | | | | |
| .17/7.6 | .18/7.4 | .18/7.1 | .15/6.9 | - | - | - | - | - | - | - | | | | | | DP 20 | 1170 | 1/4 | 4135 | | | |
| 1607 | 1458 | 1284 | 1036 | - | - | - | - | - | - | - | | | | | | | DP 15 | 1225 | 1/3 | 4330 | | |
| .20/8.4 | .20/8.1 | .21/7.9 | .20/7.7 | - | - | - | - | - | - | - | | | | | | | | DP 16 | 1275 | 1/3 | 4506 | |
| 1686 | 1544 | 1384 | 1177 | - | - | - | - | - | - | - | | | | | | | | | DP 17 | 1325 | 1/2 | 4683 |
| .22/9.1 | .23/8.9 | .23/8.6 | .23/8.4 | - | - | - | - | - | - | - | | | | | | | | | | DP 18 | 1400 | 1/2 |
| 1773 | 1639 | 1491 | 1312 | 1032 | - | - | - | - | - | - | DP 19 | 1475 | 1/2 | 5213 | | | | | | | | |
| .25/10.0 | .26/9.7 | .26/9.4 | .26/9.3 | .24/9.1 | - | - | - | - | - | - | | DP 20 | 1525 | 3/4 | 5390 | | | | | | | |
| 1868 | 1741 | 1604 | 1445 | 1235 | - | - | - | - | - | - | | | DP 15 | 1575 | 3/4 | 5567 | | | | | | |
| .29/11.0 | .30/10.8 | .30/10.5 | .30/10.3 | .30/10.1 | - | - | - | - | - | - | | | | DP 16 | 1625 | 3/4 | 5743 | | | | | |
| 1954 | 1833 | 1704 | 1558 | 1380 | 1099 | - | - | - | - | - | | | | | DP 17 | 1675 | 3/4 | 5920 | | | | |
| .33/12.0 | .33/11.8 | .34/11.5 | .34/11.3 | .34/11.1 | .31/10.9 | - | - | - | - | - | | | | | | DP 18 | 1700 | 1 | 6008 | | | |
| 2040 | 1924 | 1801 | 1667 | 1509 | 1297 | - | - | - | - | - | | | | | | | DP 19 | 1750 | 1 | 6185 | | |
| .37/13.1 | .37/12.8 | .38/12.5 | .39/12.3 | .38/12.1 | .37/11.9 | - | - | - | - | - | | | | | | | | DP 20 | 1800 | 1 | 6362 | |
| 2168 | 2059 | 1945 | 1822 | 1685 | 1520 | - | - | - | - | - | | | | | | | | | DP 15 | 1850 | 1 | 6538 |
| .43/14.6 | .44/14.3 | .45/14.1 | .45/13.8 | .45/13.7 | .45/13.5 | - | - | - | - | - | | | | | | | | | | DP 16 | 1900 | 1-1/2 |
| 2296 | 2192 | 2085 | 1973 | 1850 | 1710 | 1282 | - | - | - | - | DP 17 | 1920 | 1-1/2 | 7069 | | | | | | | | |
| .51/15.8 | .51/15.5 | .52/15.3 | .53/15.1 | .53/14.9 | .53/14.7 | .48/14.5 | - | - | - | - | | DP 18 | 2000 | 1-1/2 | 7510 | | | | | | | |
| 2380 | 2280 | 2178 | 2070 | 1955 | 1827 | 1481 | - | - | - | - | | | DP 19 | 2125 | 1-1/2 | 7510 | | | | | | |
| .56/16.6 | .57/16.3 | .57/16.1 | .58/15.9 | .59/15.7 | .59/15.6 | .56/15.3 | - | - | - | - | | | | DP 20 | | | | | | | | |
| 2465 | 2368 | 2269 | 2167 | 2057 | 1938 | 1639 | - | - | - | - | | | | | DP 15 | | | | | | | |
| .62/17.3 | .62/17.1 | .63/16.9 | .64/16.7 | .64/16.5 | .65/16.4 | .63/16.1 | - | - | - | - | | | | | | DP 16 | | | | | | |
| 2549 | 2456 | 2360 | 2262 | 2158 | 2046 | 1778 | 1303 | - | - | - | | | | | | | DP 17 | | | | | |
| .68/18.2 | .68/18.0 | .69/17.8 | .70/17.6 | .71/17.4 | .71/17.2 | .70/17.0 | .62/16.7 | - | - | - | | | | | | | | DP 18 | | | | |
| 2633 | 2543 | 2450 | 2356 | 2256 | 2151 | 1906 | 1545 | - | - | - | | | | | | | | | DP 19 | | | |
| .74/19.0 | .75/18.8 | .76/18.6 | .76/18.4 | .77/18.2 | .78/18.0 | .78/17.8 | .73/17.6 | - | - | - | | | | | | | | | | DP 20 | | |
| 2675 | 2586 | 2495 | 2402 | 2305 | 2202 | 1967 | 1638 | - | - | - | DP 15 | | | | | | | | | | | |
| .77/19.4 | .78/19.2 | .79/19.0 | .80/18.6 | .80/18.6 | .81/18.5 | .81/18.2 | .78/18.0 | - | - | - | | DP 16 | | | | | | | | | | |
| 2759 | 2672 | 2585 | 2495 | 2402 | 2304 | 2084 | 1800 | 1111 | - | - | | | DP 17 | | | | | | | | | |
| .84/21 | .85/20 | .86/20 | .87/19.9 | .88/19.6 | .88/19.4 | .89/19.1 | .87/18.9 | .66/18.7 | - | - | | | | DP 18 | | | | | | | | |
| 2843 | 2758 | 2673 | 2586 | 2497 | 2403 | 2197 | 1943 | 1539 | - | - | | | | | DP 19 | | | | | | | |
| .92/22 | .93/21 | .93/21 | .94/21 | .95/21 | .96/21 | .97/20 | .95/19.7 | .87/19.5 | - | - | | | | | | DP 20 | | | | | | |
| 2926 | 2844 | 2762 | 2678 | 2591 | 2501 | 2306 | 2074 | 1751 | - | - | | | | | | | DP 15 | | | | | |
| 1.00/23 | 1.00/22 | 1.01/22 | 1.02/22 | 1.03/22 | 1.04/22 | 1.05/21 | 1.04/21 | .99/20 | - | - | | | | | | | | DP 16 | | | | |
| 3010 | 2930 | 2850 | 2768 | 2684 | 2598 | 2412 | 2197 | 1920 | 1356 | - | | | | | | | | | DP 17 | | | |
| 1.08/24 | 1.09/24 | 1.09/23 | 1.10/23 | 1.11/23 | 1.12/23 | 1.13/22 | 1.13/22 | 1.10/22 | .91/21 | - | | | | | | | | | | DP 18 | | |
| 3176 | 3101 | 3024 | 2947 | 2869 | 2788 | 2618 | 2428 | 2203 | 1897 | - | DP 19 | | | | | | | | | | | |
| 1.26/26 | 1.27/26 | 1.27/26 | 1.28/26 | 1.29/25 | 1.30/25 | 1.32/25 | 1.33/24 | 1.32/24 | 1.26/24 | - | | DP 20 | | | | | | | | | | |
| 3384 | 3313 | 3241 | 3169 | 3096 | 3022 | 2866 | 2699 | 2510 | 2286 | 1979 | | | DP 15 | | | | | | | | | |
| 1.51/29 | 1.52/29 | 1.52/29 | 1.53/29 | 1.54/29 | 1.55/28 | 1.57/28 | 1.59/28 | 1.59/27 | 1.57/27 | 1.50/26 | | | | DP 16 | | | | | | | | |
| | | | | | | | | | | | | | | | DP 17 | | | | | | | |
| | | | | | | | | | | | | | | | | DP 18 | | | | | | |
| | | | | | | | | | | | | | | | | | DP 19 | | | | | |
| | | | | | | | | | | | | | | | | | | DP 20 | | | | |
| | | | | | | | | | | | | | | | | | | | DP 15 | | | |
| | | | | | | | | | | | | | | | | | | | | DP 16 | | |

Performance certified is for installation type B - free inlet, ducted outlet.
 Power Ratings (BHP) does not include drive losses.
 Performance ratings do not include the effects of appurtenances in the airstream.

The sound ratings shown are loudness values in fan sones @ 5' (1.5m) in a hemispherical free field calculated per AMCA Standard 301. Values shown are for installation type A - free inlet fan sone levels.



S&P, Div. of Soler & Palau Ventilation Group, certifies that the Models SQB shown herein are licensed to bear the AMCA Seal. The ratings shown are based on test and procedures performed in accordance with AMCA Publication 211 and AMCA Publication 311 and comply with the requirement of the AMCA Certified Ratings Program.



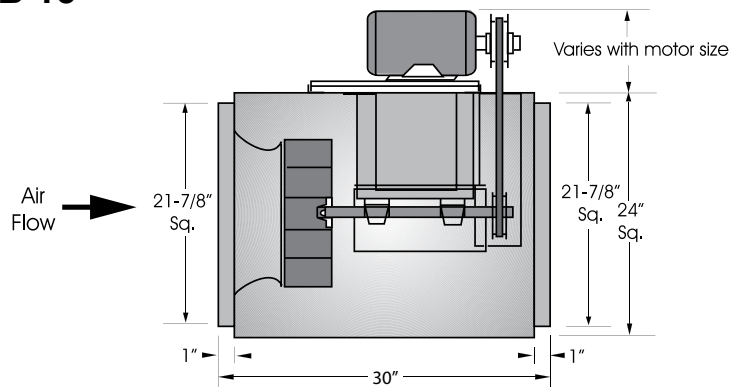


MODEL SQB

BELT DRIVE SQUARE INLINE CENTRIFUGAL DUCT FAN



SQB 15



Outlet Velocity = CFM x 0.30
 Tip Speed = RPM x 4.058
 Maximum Motor Frame Size = 184T
 Maximum RPM = 1910
 Maximum BHP at a Given RPM = (RPM/1492)³

Unit Specifications
 Housing Metal Thickness = 18 GA.
 Approximate Weight = 140 lbs.

| CFM / BHP @ Static Pressure / Sones | | | | | | | | | | | | Drive Range | RPM | HP | Tip Speed | |
|-------------------------------------|----------|----------|----------|----------|-----------|-----------|-----------|-----------|-----------|-----------|---------|-------------|-------|-------|-----------|-------|
| 1/8 | 1/4 | 3/8 | 1/2 | 5/8 | 3/4 | 1 | 1-1/4 | 1-1/2 | 1-3/4 | 2 | 2-1/4 | | | | | |
| 1611 | 1408 | 1135 | - | - | - | - | - | - | - | - | - | DP 21 | 770 | 1/4 | 3126 | |
| .13/6.4 | .14/5.8 | .14/5.0 | - | - | - | - | - | - | - | - | - | | DP 22 | 825 | 1/4 | 3348 |
| 1753 | 1567 | 1349 | - | - | - | - | - | - | - | - | - | | | DP 23 | 880 | 1/4 |
| .16/7.3 | .16/6.8 | .17/6.1 | - | - | - | - | - | - | - | - | - | DP 24 | | | 950 | 1/4 |
| 1894 | 1721 | 1531 | 1269 | - | - | - | - | - | - | - | - | | DP 25 | | 990 | 1/3 |
| .19/8.3 | .20/7.7 | .20/7.1 | .20/6.3 | - | - | - | - | - | - | - | - | | | DP 26 | 1060 | 1/3 |
| 2071 | 1911 | 1745 | 1548 | 1227 | - | - | - | - | - | - | - | DP 27 | | | 1105 | 1/2 |
| .23/9.6 | .24/9.0 | .25/8.4 | .26/7.7 | .24/7.0 | - | - | - | - | - | - | - | | DP 27 | | 1160 | 1/2 |
| 2172 | 2018 | 1861 | 1684 | 1447 | - | - | - | - | - | - | - | | | DP 27 | 1205 | 1/2 |
| .26/10.3 | .27/9.7 | .29/9.2 | .29/8.6 | .29/7.8 | - | - | - | - | - | - | - | DP 27 | | | 1260 | 3/4 |
| 2347 | 2203 | 2058 | 1904 | 1723 | 1464 | - | - | - | - | - | - | | DP 27 | | 1335 | 3/4 |
| .32/11.7 | .33/11.1 | .35/10.6 | .36/10.2 | .36/9.4 | .35/8.7 | - | - | - | - | - | - | | | DP 27 | 1375 | 3/4 |
| 2459 | 2320 | 2182 | 2038 | 1877 | 1674 | - | - | - | - | - | - | DP 27 | | | 1445 | 1 |
| .36/12.6 | .38/12.1 | .39/11.6 | .40/11.1 | .41/10.5 | .40/9.7 | - | - | - | - | - | - | | DP 27 | | 1530 | 1 |
| 2595 | 2462 | 2331 | 2197 | 2052 | 1884 | - | - | - | - | - | - | | | DP 27 | 1560 | 1-1/2 |
| .42/13.7 | .43/13.3 | .45/12.9 | .46/12.4 | .47/12.0 | .47/11.1 | - | - | - | - | - | - | DP 27 | | | 1625 | 1-1/2 |
| 2707 | 2577 | 2452 | 2324 | 2189 | 2038 | 1576 | - | - | - | - | - | | DP 27 | | 1675 | 1-1/2 |
| .47/14.9 | .48/14.3 | .50/13.9 | .51/13.5 | .52/13.1 | .53/12.4 | .49/10.8 | - | - | - | - | - | | | DP 27 | 1735 | 1-1/2 |
| 2842 | 2718 | 2597 | 2476 | 2350 | 2214 | 1865 | - | - | - | - | - | DP 27 | | | 1745 | 2 |
| .54/16.0 | .55/15.6 | .56/15.1 | .58/14.6 | .59/14.2 | .60/13.7 | .59/12.2 | - | - | - | - | - | | DP 27 | | 1785 | 2 |
| 3026 | 2908 | 2794 | 2680 | 2564 | 2442 | 2159 | 1668 | - | - | - | - | | | DP 27 | 1840 | 2 |
| .64/17.7 | .65/17.2 | .66/16.7 | .68/16.3 | .69/15.9 | .71/15.4 | .72/14.1 | .66/12.7 | - | - | - | - | DP 27 | | | 1910 | 2 |
| 3124 | 3009 | 2897 | 2787 | 2675 | 2559 | 2298 | 1925 | - | - | - | - | | DP 27 | | | |
| .70/18.5 | .71/18.1 | .72/17.6 | .74/17.2 | .75/16.8 | .77/16.4 | .78/15.1 | .76/13.8 | - | - | - | - | | | | | |
| 3295 | 3184 | 3078 | 2973 | 2868 | 2760 | 2526 | 2236 | 1585 | - | - | - | DP 27 | | | | |
| .81/20 | .82/19.6 | .83/19.2 | .85/18.8 | .87/18.4 | .88/18.0 | .90/17.1 | .91/15.6 | .76/14.3 | - | - | - | | DP 27 | | | |
| 3502 | 3396 | 3295 | 3196 | 3097 | 2996 | 2786 | 2545 | 2225 | - | - | - | | | DP 27 | | |
| .96/22 | .97/22 | .98/21 | 1.00/21 | 1.02/20 | 1.03/19.9 | 1.06/19.2 | 1.08/18.0 | 1.06/16.7 | - | - | - | DP 27 | | | | |
| 3575 | 3471 | 3371 | 3274 | 3177 | 3079 | 2874 | 2645 | 2356 | 1672 | - | - | | DP 27 | | | |
| 1.01/23 | 1.03/22 | 1.04/22 | 1.06/21 | 1.08/21 | 1.09/21 | 1.12/19.9 | 1.14/18.8 | 1.13/17.5 | .93/16.2 | - | - | | | DP 27 | | |
| 3732 | 3632 | 3536 | 3442 | 3349 | 3255 | 3063 | 2853 | 2608 | 2268 | - | - | DP 27 | | | | |
| 1.14/24 | 1.16/24 | 1.17/24 | 1.19/23 | 1.21/23 | 1.23/22 | 1.26/21 | 1.29/21 | 1.29/19.3 | 1.25/18.1 | - | - | | DP 27 | | | |
| 3854 | 3756 | 3662 | 3570 | 3480 | 3390 | 3205 | 3007 | 2784 | 2503 | 1963 | - | | | DP 27 | | |
| 1.25/26 | 1.27/25 | 1.28/25 | 1.30/24 | 1.32/24 | 1.34/24 | 1.37/23 | 1.40/22 | 1.42/21 | 1.40/19.5 | 1.24/18.4 | - | DP 27 | | | | |
| 3999 | 3904 | 3813 | 3724 | 3636 | 3549 | 3372 | 3187 | 2983 | 2742 | 2413 | - | | DP 27 | | | |
| 1.39/27 | 1.40/27 | 1.42/26 | 1.44/26 | 1.46/25 | 1.48/25 | 1.51/24 | 1.55/24 | 1.57/22 | 1.57/21 | 1.52/20 | - | | | DP 27 | | |
| 4023 | 3928 | 3838 | 3749 | 3662 | 3576 | 3400 | 3216 | 3015 | 2780 | 2465 | - | DP 27 | | | | |
| 1.42/27 | 1.43/27 | 1.44/26 | 1.46/26 | 1.48/26 | 1.50/25 | 1.54/25 | 1.57/24 | 1.60/23 | 1.60/22 | 1.56/20 | - | | DP 27 | | | |
| 4119 | 4027 | 3938 | 3851 | 3766 | 3681 | 3510 | 3333 | 3141 | 2923 | 2651 | 2181 | | | DP 27 | | |
| 1.52/28 | 1.53/28 | 1.54/28 | 1.56/27 | 1.58/27 | 1.60/26 | 1.64/26 | 1.68/25 | 1.70/24 | 1.71/23 | 1.69/22 | 1.54/20 | DP 27 | | | | |
| 4252 | 4162 | 4075 | 3991 | 3908 | 3826 | 3660 | 3490 | 3310 | 2876 | 2558 | - | | DP 27 | | | |
| 1.66/30 | 1.67/29 | 1.69/29 | 1.71/29 | 1.73/28 | 1.75/28 | 1.79/27 | 1.82/26 | 1.86/26 | 1.88/24 | 1.87/23 | 1.81/22 | | | DP 27 | | |
| 4421 | 4333 | 4249 | 4168 | 4087 | 4008 | 3849 | 3688 | 3518 | 3336 | 3131 | 2884 | DP 27 | | | | |
| 1.85/32 | 1.87/31 | 1.88/31 | 1.90/31 | 1.92/30 | 1.94/30 | 1.98/29 | 2.03/28 | 2.06/27 | 2.09/27 | 2.10/25 | 2.08/24 | | | | | |

Performance certified is for installation type B - free inlet, ducted outlet.
 Power Ratings (BHP) does not include drive losses.
 Performance ratings do not include the effects of appurtenances in the airstream.

The sound ratings shown are loudness values in fan sones @ 5' (1.5m) in a hemispherical free field calculated per AMCA Standard 301. Values shown are for installation type A - free inlet fan sone levels.



S&P, Div. of Soler & Palau Ventilation Group, certifies that the Models SQB shown herein are licensed to bear the AMCA Seal. The ratings shown are based on test and procedures performed in accordance with AMCA Publication 211 and AMCA Publication 311 and comply with the requirement of the AMCA Certified Ratings Program.

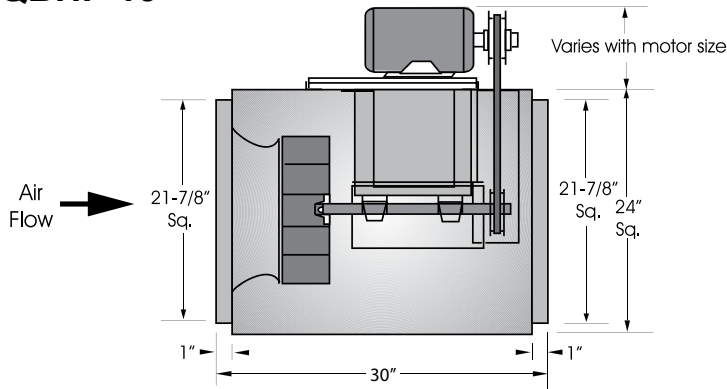




MODEL SQB
BELT DRIVE SQUARE INLINE CENTRIFUGAL DUCT FAN



SQBHP 15



Outlet Velocity = CFM x 0.30
Tip Speed = RPM x 4.058
Maximum Motor Frame Size = 184T
Maximum RPM = 2130
Maximum BHP at a Given RPM = (RPM/1708)³

Unit Specifications
Housing Metal Thickness = 18 GA.
Approximate Weight = 140 lbs.

| CFM / BHP @ Static Pressure / Sones | | | | | | | | | | | Drive Range | RPM | HP | Tip Speed | |
|-------------------------------------|----------|----------|----------|---------|---------|---------|---------|---------|---------|---------|-------------|-------|-------|-----------|-------|
| 3/4 | 1 | 1-1/4 | 1-1/2 | 1-3/4 | 2 | 2-1/4 | 2-1/2 | 2-3/4 | 3 | 3-1/4 | | | | | 3-1/2 |
| 1313 | 741 | - | - | - | - | - | - | - | - | - | - | DP 28 | 1140 | 1/3 | 4626 |
| .31/12.6 | .26/11.8 | - | - | - | - | - | - | - | - | - | - | | DP 29 | 1180 | 1/3 |
| 1432 | 1002 | - | - | - | - | - | - | - | - | - | - | DP 29 | | 1340 | 1/2 |
| .35/13.8 | .32/13.1 | - | - | - | - | - | - | - | - | - | - | | DP 30 | 1365 | 1/2 |
| 1850 | 1588 | 1220 | - | - | - | - | - | - | - | - | - | DP 30 | | 1390 | 3/4 |
| .51/18.2 | .51/17.5 | .48/16.8 | - | - | - | - | - | - | - | - | - | | DP 31 | 1440 | 3/4 |
| 1910 | 1660 | 1326 | - | - | - | - | - | - | - | - | - | DP 31 | | 1490 | 3/4 |
| .53/18.8 | .54/18.0 | .52/17.4 | - | - | - | - | - | - | - | - | - | | DP 31 | 1540 | 3/4 |
| 1969 | 1731 | 1422 | 847 | - | - | - | - | - | - | - | - | DP 32 | | 1590 | 1 |
| .56/19.4 | .57/18.6 | .55/17.9 | .46/17.4 | - | - | - | - | - | - | - | - | | DP 32 | 1640 | 1 |
| 2086 | 1865 | 1595 | 1200 | - | - | - | - | - | - | - | - | DP 32 | | 1690 | 1 |
| .62/21 | .63/19.8 | .62/19.1 | .58/18.4 | - | - | - | - | - | - | - | - | | DP 33 | 1715 | 1 |
| 2200 | 1994 | 1751 | 1431 | - | - | - | - | - | - | - | - | DP 33 | | 1740 | 1-1/2 |
| .69/22 | .70/21 | .70/20 | .67/19.6 | - | - | - | - | - | - | - | - | | DP 33 | 1790 | 1-1/2 |
| 2312 | 2118 | 1896 | 1621 | 1210 | - | - | - | - | - | - | - | DP 33 | | 1840 | 1-1/2 |
| .75/24 | .77/23 | .77/21 | .76/21 | .69/20 | - | - | - | - | - | - | - | | DP 33 | 1890 | 1-1/2 |
| 2421 | 2239 | 2033 | 1788 | 1464 | - | - | - | - | - | - | - | DP 33 | | 1940 | 1-1/2 |
| .83/26 | .84/24 | .85/23 | .84/22 | .80/21 | - | - | - | - | - | - | - | | DP 33 | 1990 | 2 |
| 2530 | 2356 | 2163 | 1941 | 1666 | 1255 | - | - | - | - | - | - | DP 33 | | 2040 | 2 |
| .90/27 | .92/26 | .93/25 | .93/23 | .90/23 | .82/22 | - | - | - | - | - | - | | DP 33 | 2090 | 2 |
| 2637 | 2471 | 2290 | 2085 | 1842 | 1521 | - | - | - | - | - | - | DP 33 | | 2110 | 2 |
| .98/29 | 1.00/28 | 1.02/27 | 1.02/25 | 1.01/24 | .95/23 | - | - | - | - | - | - | | DP 33 | 2130 | 2 |
| 2690 | 2528 | 2352 | 2154 | 1924 | 1630 | 1155 | - | - | - | - | - | DP 33 | | | |
| 1.02/30 | 1.05/29 | 1.06/28 | 1.07/26 | 1.06/25 | 1.02/24 | .89/23 | - | - | - | - | - | | DP 33 | | |
| 2742 | 2584 | 2412 | 2222 | 2002 | 1730 | 1334 | - | - | - | - | - | DP 33 | | | |
| 1.06/30 | 1.09/31 | 1.11/29 | 1.12/27 | 1.11/26 | 1.07/24 | .98/24 | - | - | - | - | - | | DP 33 | | |
| 2847 | 2695 | 2532 | 2353 | 2151 | 1912 | 1601 | 1044 | - | - | - | - | DP 33 | | | |
| 1.15/32 | 1.18/32 | 1.20/31 | 1.21/29 | 1.21/27 | 1.19/26 | 1.13/25 | .95/25 | - | - | - | - | | DP 33 | | |
| 2951 | 2805 | 2649 | 2480 | 2293 | 2077 | 1814 | 1443 | - | - | - | - | DP 33 | | | |
| 1.25/33 | 1.28/34 | 1.30/32 | 1.32/31 | 1.32/31 | 1.31/28 | 1.27/27 | 1.17/26 | - | - | - | - | | DP 33 | | |
| 3054 | 2913 | 2764 | 2604 | 2428 | 2231 | 1999 | 1702 | 1225 | - | - | - | DP 33 | | | |
| 1.35/35 | 1.38/35 | 1.40/34 | 1.42/33 | 1.43/31 | 1.42/30 | 1.40/28 | 1.34/28 | 1.18/27 | - | - | - | | DP 33 | | |
| 3156 | 3020 | 2877 | 2724 | 2559 | 2376 | 2166 | 1914 | 1572 | - | - | - | DP 33 | | | |
| 1.45/36 | 1.48/36 | 1.51/36 | 1.53/35 | 1.54/33 | 1.54/31 | 1.53/30 | 1.49/29 | 1.39/29 | - | - | - | | DP 33 | | |
| 3258 | 3126 | 2988 | 2842 | 2685 | 2514 | 2322 | 2099 | 1821 | 1410 | - | - | DP 33 | | | |
| 1.56/38 | 1.60/38 | 1.63/38 | 1.65/37 | 1.66/35 | 1.67/33 | 1.66/32 | 1.63/31 | 1.57/30 | 1.42/30 | - | - | | DP 33 | | |
| 3359 | 3231 | 3098 | 2958 | 2809 | 2647 | 2469 | 2267 | 2028 | 1716 | 1179 | - | DP 33 | | | |
| 1.67/39 | 1.71/39 | 1.74/40 | 1.77/39 | 1.79/37 | 1.80/35 | 1.79/34 | 1.77/33 | 1.73/32 | 1.64/32 | 1.40/31 | - | | DP 33 | | |
| 3459 | 3336 | 3207 | 3072 | 2929 | 2776 | 2610 | 2424 | 2211 | 1952 | 1596 | - | DP 33 | | | |
| 1.79/41 | 1.83/41 | 1.87/41 | 1.90/41 | 1.92/39 | 1.93/38 | 1.93/36 | 1.92/35 | 1.89/34 | 1.83/34 | 1.70/33 | - | | DP 33 | | |
| 3499 | 3377 | 3250 | 3117 | 2977 | 2827 | 2664 | 2485 | 2280 | 2036 | 1715 | 1131 | DP 33 | | | |
| 1.84/42 | 1.88/42 | 1.92/42 | 1.95/42 | 1.97/40 | 1.98/38 | 1.99/37 | 1.98/36 | 1.95/35 | 1.90/34 | 1.79/34 | 1.50/33 | | DP 33 | | |
| 3539 | 3418 | 3293 | 3162 | 3024 | 2877 | 2718 | 2544 | 2347 | 2115 | 1821 | 1361 | DP 33 | | | |
| 1.89/43 | 1.93/42 | 1.97/43 | 2.00/43 | 2.03/41 | 2.04/39 | 2.05/38 | 2.04/37 | 2.02/36 | 1.97/35 | 1.88/34 | 1.67/34 | | DP 33 | | |

Performance certified is for installation type B - free inlet, ducted outlet.
 Power Ratings (BHP) does not include drive losses.
 Performance ratings do not include the effects of appurtenances in the airstream.

The sound ratings shown are loudness values in fan sones @ 5' (1.5m) in a hemispherical free field calculated per AMCA Standard 301. Values shown are for installation type A - free inlet fan sone levels.



S&P, Div. of Soler & Palau Ventilation Group, certifies that the Models SQB shown herein are licensed to bear the AMCA Seal. The ratings shown are based on test and procedures performed in accordance with AMCA Publication 211 and AMCA Publication 311 and comply with the requirement of the AMCA Certified Ratings Program.



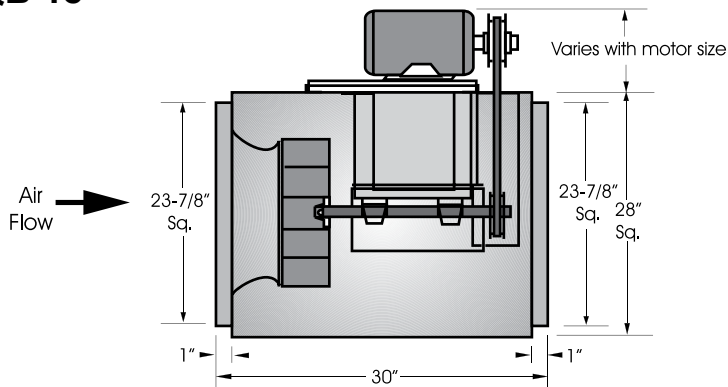


MODEL SQB

BELT DRIVE SQUARE INLINE CENTRIFUGAL DUCT FAN



SQB 18



Outlet Velocity = CFM x 0.25
Tip Speed = RPM x 4.843
Maximum Motor Frame Size = 184T
Maximum RPM = 1640
Maximum BHP at a Given RPM = (RPM/1122)³

Unit Specifications

Housing Metal Thickness = 18 GA.
Approximate Weight = 190 lbs.

| CFM / BHP @ Static Pressure / Sones | | | | | | | | | | Drive Range | RPM | HP | Tip Speed | |
|-------------------------------------|-----------|-----------|-----------|-----------|-----------|-----------|-----------|-----------|-----------|-------------|---------|------|-----------|------|
| 1/8 | 1/4 | 3/8 | 1/2 | 5/8 | 3/4 | 1 | 1-1/4 | 1-1/2 | 1-3/4 | | | | | 2 |
| 2395 | 2155 | 1888 | 1443 | - | - | - | - | - | - | - | - | 700 | 1/3 | 3390 |
| .22/6.7 | .23/6.2 | .24/6.0 | .23/5.9 | - | - | - | - | - | - | - | - | 750 | 1/3 | 3632 |
| 2600 | 2376 | 2141 | 1845 | - | - | - | - | - | - | - | - | 800 | 1/3 | 3875 |
| .27/7.6 | .28/7.2 | .30/6.9 | .30/6.7 | - | - | - | - | - | - | - | - | 850 | 1/2 | 4117 |
| 2803 | 2592 | 2378 | 2135 | 1786 | - | - | - | - | - | - | - | 900 | 1/2 | 4359 |
| .32/8.6 | .34/8.2 | .35/7.8 | .36/7.6 | .35/7.4 | - | - | - | - | - | - | - | 925 | 1/2 | 4480 |
| 3005 | 2805 | 2607 | 2393 | 2135 | 1662 | - | - | - | - | - | - | 975 | 3/4 | 4722 |
| .38/9.6 | .40/9.2 | .42/8.9 | .43/8.5 | .43/8.3 | .39/8.1 | - | - | - | - | - | - | 1025 | 3/4 | 4964 |
| 3206 | 3014 | 2829 | 2635 | 2417 | 2137 | - | - | - | - | - | - | 1050 | 1 | 5085 |
| .45/10.8 | .47/10.3 | .49/9.9 | .51/9.6 | .52/9.3 | .51/9.0 | - | - | - | - | - | - | 1100 | 1 | 5328 |
| 3306 | 3119 | 2938 | 2752 | 2548 | 2301 | - | - | - | - | - | - | 1125 | 1 | 5449 |
| .49/11.3 | .51/10.9 | .53/10.6 | .55/10.2 | .56/9.8 | .56/9.6 | - | - | - | - | - | - | 1150 | 1 | 5570 |
| 3505 | 3326 | 3154 | 2981 | 2797 | 2589 | 1754 | - | - | - | - | - | 1200 | 1-1/2 | 5812 |
| .57/12.5 | .59/12.1 | .61/11.7 | .63/11.3 | .65/11.0 | .66/10.7 | .56/10.2 | - | - | - | - | - | 1250 | 1-1/2 | 6054 |
| 3704 | 3531 | 3367 | 3204 | 3034 | 2851 | 2364 | - | - | - | - | - | 1300 | 1-1/2 | 6296 |
| .66/13.7 | .68/13.4 | .71/13.0 | .73/12.6 | .75/12.3 | .76/11.9 | .75/11.3 | - | - | - | - | - | 1325 | 2 | 6417 |
| 3803 | 3633 | 3473 | 3314 | 3150 | 2976 | 2541 | - | - | - | - | - | 1375 | 2 | 6660 |
| .71/14.4 | .73/14.0 | .76/13.6 | .78/13.3 | .80/12.9 | .81/12.5 | .81/11.9 | - | - | - | - | - | 1425 | 2 | 6902 |
| 4000 | 3837 | 3682 | 3531 | 3377 | 3217 | 2846 | 2189 | - | - | - | - | 1475 | 3 | 7144 |
| .81/15.7 | .84/15.3 | .86/14.9 | .89/14.6 | .91/14.2 | .93/13.9 | .94/13.2 | .86/12.5 | - | - | - | - | 1525 | 3 | 7386 |
| 4099 | 3938 | 3787 | 3638 | 3489 | 3334 | 2985 | 2469 | - | - | - | - | 1600 | 3 | 7749 |
| .87/16.3 | .89/15.9 | .92/15.6 | .94/15.2 | .97/14.9 | .99/14.5 | 1.01/13.8 | .97/13.2 | - | - | - | - | 1640 | 3 | 7943 |
| 4198 | 4039 | 3890 | 3745 | 3600 | 3450 | 3119 | 2673 | - | - | - | - | | | |
| .92/17.0 | .95/16.6 | .98/16.3 | 1.00/15.9 | 1.03/15.6 | 1.05/15.2 | 1.07/14.5 | 1.06/13.9 | - | - | - | - | | | |
| 4394 | 4241 | 4097 | 3957 | 3818 | 3677 | 3374 | 3006 | 2313 | - | - | - | | | |
| 1.05/18.5 | 1.07/18.1 | 1.10/17.7 | 1.13/17.4 | 1.16/17.0 | 1.18/16.7 | 1.21/15.9 | 1.22/15.2 | 1.10/14.6 | - | - | - | | | |
| 4591 | 4442 | 4303 | 4168 | 4034 | 3900 | 3618 | 3295 | 2853 | - | - | - | | | |
| 1.18/19.7 | 1.21/19.4 | 1.24/19.0 | 1.27/18.7 | 1.30/18.3 | 1.32/18.0 | 1.36/17.3 | 1.38/16.6 | 1.35/15.9 | - | - | - | | | |
| 4786 | 4642 | 4507 | 4376 | 4248 | 4120 | 3854 | 3562 | 3202 | 2566 | - | - | | | |
| 1.33/21 | 1.36/21 | 1.39/20 | 1.42/20 | 1.45/19.7 | 1.47/19.4 | 1.52/18.7 | 1.55/18.0 | 1.55/17.3 | 1.42/16.7 | - | - | | | |
| 4884 | 4742 | 4609 | 4480 | 4354 | 4228 | 3970 | 3689 | 3356 | 2865 | - | - | | | |
| 1.40/22 | 1.43/21 | 1.46/21 | 1.50/21 | 1.52/20 | 1.55/20 | 1.60/19.4 | 1.64/18.7 | 1.64/18.1 | 1.57/17.4 | - | - | | | |
| 5080 | 4941 | 4812 | 4687 | 4565 | 4444 | 4198 | 3937 | 3641 | 3265 | - | - | | | |
| 1.57/23 | 1.60/23 | 1.63/22 | 1.66/22 | 1.69/22 | 1.72/21 | 1.78/21 | 1.82/20 | 1.84/19.5 | 1.82/18.9 | - | - | | | |
| 5275 | 5140 | 5014 | 4893 | 4774 | 4657 | 4422 | 4176 | 3906 | 3588 | 3141 | - | | | |
| 1.74/24 | 1.77/24 | 1.81/24 | 1.84/23 | 1.87/23 | 1.90/23 | 1.96/22 | 2.01/22 | 2.04/21 | 2.04/20 | 1.97/19.7 | - | | | |
| 5469 | 5339 | 5216 | 5098 | 4983 | 4869 | 4643 | 4409 | 4159 | 3877 | 3526 | 2924 | | | |
| 1.93/26 | 1.96/25 | 2.00/25 | 2.03/25 | 2.06/25 | 2.10/24 | 2.16/24 | 2.21/23 | 2.25/22 | 2.27/22 | 2.25/21 | 2.07/21 | | | |
| 5664 | 5536 | 5416 | 5301 | 5190 | 5079 | 4861 | 4638 | 4403 | 4146 | 3845 | 3447 | | | |
| 2.13/27 | 2.16/27 | 2.20/27 | 2.23/26 | 2.27/26 | 2.30/26 | 2.37/25 | 2.43/25 | 2.48/24 | 2.51/23 | 2.51/23 | 2.44/22 | | | |
| 5955 | 5833 | 5717 | 5606 | 5498 | 5393 | 5184 | 4974 | 4757 | 4526 | 4271 | 3972 | | | |
| 2.45/29 | 2.49/29 | 2.53/29 | 2.56/28 | 2.60/28 | 2.64/28 | 2.71/27 | 2.78/27 | 2.83/26 | 2.87/26 | 2.90/25 | 2.89/24 | | | |
| 6111 | 5990 | 5877 | 5786 | 5662 | 5559 | 5355 | 5151 | 4941 | 4721 | 4482 | 4212 | | | |
| 2.64/30 | 2.68/30 | 2.72/30 | 2.75/30 | 2.79/29 | 2.83/29 | 2.90/29 | 2.97/28 | 3.03/28 | 3.08/27 | 3.11/26 | 3.12/26 | | | |

Performance certified is for installation type B - free inlet, ducted outlet.
 Power Ratings (BHP) does not include drive losses.
 Performance ratings do not include the effects of appurtenances in the airstream.

The sound ratings shown are loudness values in fan sones @ 5' (1.5m) in a hemispherical free field calculated per AMCA Standard 301. Values shown are for installation type A - free inlet fan sone levels.



S&P, Div. of Soler & Palau Ventilation Group, certifies that the Models SQB shown herein are licensed to bear the AMCA Seal. The ratings shown are based on test and procedures performed in accordance with AMCA Publication 211 and AMCA Publication 311 and comply with the requirement of the AMCA Certified Ratings Program.

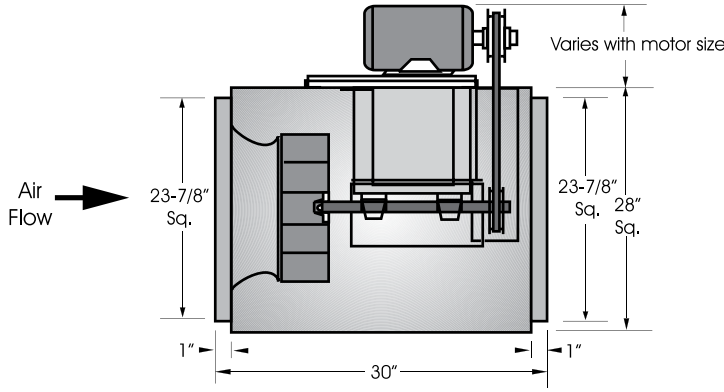




MODEL SQB
BELT DRIVE SQUARE INLINE CENTRIFUGAL DUCT FAN



SQBHP 18



Outlet Velocity = CFM x 0.25
Tip Speed = RPM x 4.843
Maximum Motor Frame Size = 184T
Maximum RPM = 1800
Maximum BHP at a Given RPM = (RPM/1251)³

Unit Specifications

Housing Metal Thickness = 18 GA.
Approximate Weight = 190 lbs.

| CFM / BHP @ Static Pressure / Sones | | | | | | | | | | Drive Range | RPM | HP | Tip Speed | |
|-------------------------------------|-----------|-----------|-----------|-----------|-----------|-----------|---------|---------|---------|-------------|-------|------|-----------|-------|
| 3/4 | 1 | 1-1/4 | 1-1/2 | 1-3/4 | 2 | 2-1/4 | 2-1/2 | 2-3/4 | 3 | | | | | 3-1/4 |
| 2119 | - | - | - | - | - | - | - | - | - | - | DP 41 | 980 | 1/2 | 4746 |
| .50/9.5 | - | - | - | - | - | - | - | - | - | - | | | | |
| 2209 | 1559 | - | - | - | - | - | - | - | - | - | DP 42 | 1000 | 1/2 | 4843 |
| .53/9.9 | .47/9.0 | - | - | - | - | - | - | - | - | - | | | | |
| 2318 | 1845 | - | - | - | - | - | - | - | - | - | DP 43 | 1025 | 3/4 | 4964 |
| .57/10.6 | .55/9.6 | - | - | - | - | - | - | - | - | - | | | | |
| 2525 | 2165 | - | - | - | - | - | - | - | - | - | DP 44 | 1075 | 3/4 | 5207 |
| .65/11.9 | .66/10.8 | - | - | - | - | - | - | - | - | - | | | | |
| 2721 | 2416 | 1857 | - | - | - | - | - | - | - | - | DP 45 | 1125 | 3/4 | 5449 |
| .74/13.3 | .76/12.2 | .69/11.2 | - | - | - | - | - | - | - | - | | | | |
| 2817 | 2530 | 2095 | - | - | - | - | - | - | - | - | DP 46 | 1150 | 1 | 5570 |
| .78/14.0 | .81/12.9 | .78/11.9 | - | - | - | - | - | - | - | - | | | | |
| 3004 | 2746 | 2410 | - | - | - | - | - | - | - | - | DP 46 | 1200 | 1 | 5812 |
| .88/15.5 | .91/14.3 | .91/13.3 | - | - | - | - | - | - | - | - | | | | |
| 3187 | 2950 | 2664 | 2216 | - | - | - | - | - | - | - | DP 46 | 1250 | 1 | 6054 |
| .98/17.0 | 1.02/15.8 | 1.04/14.7 | .99/13.8 | - | - | - | - | - | - | - | | | | |
| 3277 | 3049 | 2780 | 2403 | - | - | - | - | - | - | - | DP 46 | 1275 | 1 | 6175 |
| 1.03/17.6 | 1.08/16.5 | 1.10/15.4 | 1.07/14.4 | - | - | - | - | - | - | - | | | | |
| 3456 | 3242 | 3000 | 2696 | 2105 | - | - | - | - | - | - | DP 46 | 1325 | 1-1/2 | 6417 |
| 1.15/18.8 | 1.20/17.8 | 1.23/16.7 | 1.23/15.7 | 1.10/14.8 | - | - | - | - | - | - | | | | |
| 3632 | 3429 | 3207 | 2945 | 2581 | - | - | - | - | - | - | DP 46 | 1375 | 1-1/2 | 6660 |
| 1.27/20 | 1.32/19.1 | 1.36/18.0 | 1.38/17.1 | 1.35/16.1 | - | - | - | - | - | - | | | | |
| 3806 | 3613 | 3407 | 3172 | 2879 | 2374 | - | - | - | - | - | DP 46 | 1425 | 1-1/2 | 6902 |
| 1.40/21 | 1.46/20 | 1.51/19.5 | 1.53/18.5 | 1.53/17.6 | 1.41/16.7 | - | - | - | - | - | | | | |
| 3978 | 3794 | 3600 | 3385 | 3133 | 2793 | - | - | - | - | - | DP 46 | 1475 | 2 | 7144 |
| 1.54/23 | 1.60/22 | 1.65/21 | 1.69/20 | 1.70/19.1 | 1.67/18.2 | - | - | - | - | - | | | | |
| 4149 | 3973 | 3788 | 3589 | 3364 | 3087 | 2661 | - | - | - | - | DP 46 | 1525 | 2 | 7386 |
| 1.68/24 | 1.75/23 | 1.81/22 | 1.86/21 | 1.88/21 | 1.87/19.7 | 1.78/18.8 | - | - | - | - | | | | |
| 4234 | 4061 | 3881 | 3688 | 3473 | 3217 | 2863 | - | - | - | - | DP 46 | 1550 | 2 | 7507 |
| 1.76/25 | 1.83/24 | 1.89/23 | 1.94/22 | 1.97/21 | 1.98/20 | 1.92/19.6 | - | - | - | - | | | | |
| 4318 | 4149 | 3973 | 3786 | 3580 | 3340 | 3029 | - | - | - | - | DP 46 | 1575 | 2 | 7628 |
| 1.84/25 | 1.91/25 | 1.98/24 | 2.03/23 | 2.06/22 | 2.08/21 | 2.04/20 | - | - | - | - | | | | |
| 4403 | 4236 | 4065 | 3883 | 3685 | 3458 | 3178 | 2731 | - | - | - | DP 46 | 1600 | 3 | 7749 |
| 1.92/26 | 2.00/25 | 2.06/25 | 2.12/24 | 2.16/23 | 2.18/22 | 2.16/21 | 2.03/20 | - | - | - | | | | |
| 4570 | 4410 | 4245 | 4073 | 3888 | 3683 | 3442 | 3128 | - | - | - | DP 46 | 1650 | 3 | 7991 |
| 2.09/28 | 2.17/27 | 2.24/26 | 2.30/25 | 2.35/24 | 2.38/23 | 2.38/23 | 2.33/22 | - | - | - | | | | |
| 4738 | 4582 | 4424 | 4259 | 4085 | 3896 | 3682 | 3424 | 3062 | - | - | DP 46 | 1700 | 3 | 8234 |
| 2.27/29 | 2.35/28 | 2.43/28 | 2.50/27 | 2.55/26 | 2.59/25 | 2.61/24 | 2.59/23 | 2.50/23 | - | - | | | | |
| 4904 | 4753 | 4600 | 4443 | 4278 | 4100 | 3906 | 3682 | 3403 | 2963 | - | DP 46 | 1750 | 3 | 8476 |
| 2.46/30 | 2.55/30 | 2.63/29 | 2.70/28 | 2.76/28 | 2.81/27 | 2.84/26 | 2.85/25 | 2.81/24 | 2.64/24 | - | | | | |
| 4987 | 4838 | 4688 | 4534 | 4372 | 4201 | 4013 | 3802 | 3547 | 3194 | - | DP 46 | 1775 | 3 | 8597 |
| 2.56/31 | 2.65/30 | 2.73/30 | 2.81/29 | 2.87/28 | 2.92/28 | 2.96/27 | 2.97/26 | 2.95/25 | 2.84/24 | - | | | | |
| 5069 | 4923 | 4775 | 4624 | 4466 | 4299 | 4119 | 3918 | 3682 | 3377 | 2739 | DP 46 | 1800 | 3 | 8718 |
| 2.66/32 | 2.75/31 | 2.84/31 | 2.91/30 | 2.98/29 | 3.04/28 | 3.08/27 | 3.10/27 | 3.09/26 | 3.02/25 | 2.68/24 | | | | |

Performance certified is for installation type B - free inlet, ducted outlet.
 Power Ratings (BHP) does not include drive losses.
 Performance ratings do not include the effects of appurtenances in the airstream.

The sound ratings shown are loudness values in fan sones @ 5' (1.5m) in a hemispherical free field calculated per AMCA Standard 301. Values shown are for installation type A - free inlet fan sone levels.



S&P, Div. of Soler & Palau Ventilation Group, certifies that the Models SQB shown herein are licensed to bear the AMCA Seal. The ratings shown are based on test and procedures performed in accordance with AMCA Publication 211 and AMCA Publication 311 and comply with the requirement of the AMCA Certified Ratings Program.



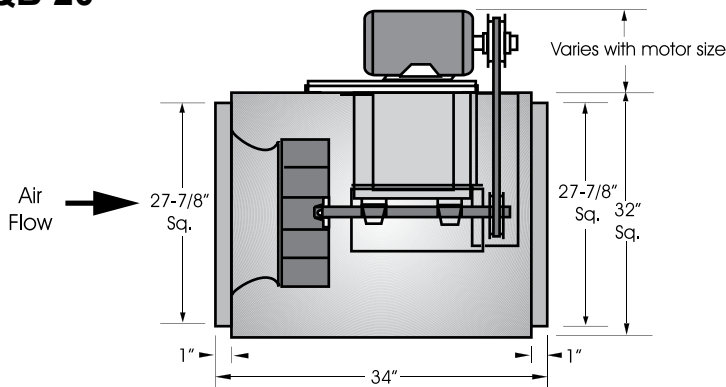


MODEL SQB

BELT DRIVE SQUARE INLINE CENTRIFUGAL DUCT FAN



SQB 20



Outlet Velocity = CFM x 0.18
 Tip Speed = RPM x 5.629
 Maximum Motor Frame Size = 184T
 Maximum RPM = 1275
 Maximum BHP at a Given RPM = (RPM/870)³

Unit Specifications

Housing Metal Thickness = 18 GA.
 Approximate Weight = 220 lbs.

| CFM / BHP @ Static Pressure / Sones | | | | | | | | | | | | Drive Range | RPM | HP | Tip Speed | |
|-------------------------------------|-----------|-----------|-----------|-----------|-----------|-----------|-----------|-----------|-----------|---------|---------|-------------|-------|------|-----------|------|
| 1/8 | 1/4 | 3/8 | 1/2 | 5/8 | 3/4 | 1 | 1-1/4 | 1-1/2 | 1-3/4 | 2 | 2-1/4 | | | | | |
| 3297 | 2923 | 2428 | - | - | - | - | - | - | - | - | - | - | DP 47 | 575 | 1/3 | 3236 |
| .27/7.1 | .29/6.9 | .29/5.5 | - | - | - | - | - | - | - | - | - | - | | | | |
| 3470 | 3118 | 2683 | - | - | - | - | - | - | - | - | - | - | DP 48 | 600 | 1/3 | 3377 |
| .30/7.7 | .32/7.7 | .33/6.3 | - | - | - | - | - | - | - | - | - | - | | | | |
| 3539 | 3195 | 2778 | 2028 | - | - | - | - | - | - | - | - | - | DP 49 | 610 | 1/3 | 3433 |
| .32/8.0 | .34/8.0 | .35/6.7 | .31/5.6 | - | - | - | - | - | - | - | - | - | | | | |
| 3813 | 3496 | 3134 | 2646 | - | - | - | - | - | - | - | - | - | DP 50 | 650 | 1/2 | 3659 |
| .38/8.9 | .40/8.9 | .42/8.1 | .41/6.7 | - | - | - | - | - | - | - | - | - | | | | |
| 3982 | 3681 | 3344 | 2920 | 2054 | - | - | - | - | - | - | - | - | DP 51 | 675 | 1/2 | 3799 |
| .43/9.4 | .45/9.4 | .47/8.8 | .47/7.5 | .39/6.6 | - | - | - | - | - | - | - | - | | | | |
| 4151 | 3862 | 3546 | 3167 | 2603 | - | - | - | - | - | - | - | - | DP 52 | 700 | 1/2 | 3940 |
| .47/10.0 | .50/9.9 | .52/9.6 | .52/8.3 | .50/7.3 | - | - | - | - | - | - | - | - | | | | |
| 4486 | 4220 | 3935 | 3615 | 3217 | 2551 | - | - | - | - | - | - | - | DP 53 | 750 | 3/4 | 4222 |
| .58/11.2 | .60/11.0 | .63/10.8 | .64/9.9 | .64/8.8 | .58/8.0 | - | - | - | - | - | - | - | | | | |
| 4653 | 4396 | 4125 | 3824 | 3468 | 2971 | - | - | - | - | - | - | - | DP 54 | 775 | 3/4 | 4362 |
| .63/11.9 | .66/11.5 | .69/11.4 | .71/10.7 | .71/9.6 | .68/8.8 | - | - | - | - | - | - | - | | | | |
| 4819 | 4571 | 4311 | 4028 | 3702 | 3286 | - | - | - | - | - | - | - | DP 55 | 800 | 3/4 | 4503 |
| .69/12.6 | .73/12.3 | .75/12.0 | .77/11.6 | .78/10.5 | .77/9.6 | - | - | - | - | - | - | - | | | | |
| 5051 | 4814 | 4568 | 4305 | 4011 | 3661 | - | - | - | - | - | - | - | DP 56 | 835 | 1 | 4700 |
| .79/13.6 | .82/13.4 | .85/13.1 | .87/12.9 | .89/11.9 | .89/10.9 | - | - | - | - | - | - | - | | | | |
| 5216 | 4987 | 4750 | 4498 | 4222 | 3904 | 2801 | - | - | - | - | - | - | DP 57 | 860 | 1 | 4841 |
| .86/14.4 | .89/14.2 | .92/13.9 | .95/13.7 | .97/12.9 | .97/11.9 | .85/10.2 | - | - | - | - | - | - | | | | |
| 5380 | 5158 | 4929 | 4688 | 4427 | 4134 | 3286 | - | - | - | - | - | - | DP 58 | 885 | 1 | 4981 |
| .93/15.2 | .97/15.0 | 1.00/14.7 | 1.03/14.5 | 1.05/14.0 | 1.06/12.9 | 1.00/11.1 | - | - | - | - | - | - | | | | |
| 5643 | 5431 | 5214 | 4987 | 4746 | 4482 | 3809 | - | - | - | - | - | - | DP 59 | 925 | 1-1/2 | 5207 |
| 1.06/16.5 | 1.10/16.3 | 1.13/16.1 | 1.16/16.0 | 1.19/15.8 | 1.20/14.7 | 1.19/12.7 | - | - | - | - | - | - | | | | |
| 5970 | 5769 | 5565 | 5354 | 5132 | 4895 | 4335 | 3429 | - | - | - | - | - | DP 60 | 975 | 1-1/2 | 5488 |
| 1.24/18.2 | 1.28/18.0 | 1.32/17.9 | 1.35/17.7 | 1.38/17.6 | 1.40/17.0 | 1.41/14.9 | 1.30/13.1 | - | - | - | - | - | | | | |
| 6199 | 6005 | 5809 | 5607 | 5396 | 5173 | 4665 | 3963 | - | - | - | - | - | DP 61 | 1010 | 1-1/2 | 5685 |
| 1.37/19.4 | 1.41/19.2 | 1.45/19.1 | 1.49/19.0 | 1.52/18.9 | 1.55/18.7 | 1.57/16.6 | 1.52/14.6 | - | - | - | - | - | | | | |
| 6296 | 6106 | 5912 | 5714 | 5508 | 5291 | 4801 | 4150 | - | - | - | - | - | DP 62 | 1025 | 2 | 5769 |
| 1.43/20 | 1.48/19.8 | 1.52/19.7 | 1.55/19.5 | 1.59/19.4 | 1.61/19.4 | 1.64/17.3 | 1.61/15.3 | - | - | - | - | - | | | | |
| 6622 | 6440 | 6256 | 6069 | 5876 | 5675 | 5233 | 4697 | 3880 | - | - | - | - | DP 63 | 1075 | 2 | 6051 |
| 1.65/22 | 1.69/22 | 1.74/22 | 1.78/22 | 1.81/21 | 1.84/21 | 1.89/19.8 | 1.89/17.7 | 1.77/15.9 | - | - | - | - | | | | |
| 6849 | 6673 | 6496 | 6315 | 6130 | 5938 | 5523 | 5038 | 4388 | - | - | - | - | DP 64 | 1110 | 2 | 6248 |
| 1.81/23 | 1.86/23 | 1.90/23 | 1.95/23 | 1.98/23 | 2.02/23 | 2.07/22 | 2.09/19.5 | 2.03/17.6 | - | - | - | - | | | | |
| 7108 | 6938 | 6768 | 6594 | 6417 | 6235 | 5845 | 5403 | 4856 | 3987 | - | - | - | DP 65 | 1150 | 3 | 6473 |
| 2.01/25 | 2.06/25 | 2.11/25 | 2.15/25 | 2.19/24 | 2.23/24 | 2.29/24 | 2.32/22 | 2.30/19.6 | 2.12/17.8 | - | - | - | | | | |
| 7431 | 7269 | 7106 | 6940 | 6772 | 6600 | 6237 | 5835 | 5366 | 4753 | - | - | - | DP 66 | 1200 | 3 | 6754 |
| 2.28/27 | 2.33/27 | 2.38/27 | 2.43/27 | 2.47/27 | 2.51/27 | 2.58/27 | 2.63/25 | 2.63/22 | 2.56/20 | - | - | - | | | | |
| 7754 | 7598 | 7442 | 7284 | 7124 | 6960 | 6618 | 6248 | 5831 | 5329 | 4622 | - | - | DP 67 | 1250 | 3 | 7036 |
| 2.57/29 | 2.63/29 | 2.68/29 | 2.73/29 | 2.78/29 | 2.82/29 | 2.90/29 | 2.95/28 | 2.98/25 | 2.96/23 | 2.81/21 | - | - | | | | |
| 7916 | 7763 | 7609 | 7455 | 7298 | 7138 | 6806 | 6450 | 6053 | 5588 | 4979 | 3527 | - | DP 68 | 1275 | 3 | 7177 |
| 2.73/30 | 2.78/30 | 2.84/30 | 2.89/30 | 2.94/30 | 2.98/30 | 3.06/30 | 3.12/29 | 3.16/27 | 3.15/24 | 3.06/22 | 2.48/21 | - | | | | |

Performance certified is for installation type B - free inlet, ducted outlet.
 Power Ratings (BHP) does not include drive losses.
 Performance ratings do not include the effects of appurtenances in the airstream.

The sound ratings shown are loudness values in fan sones @ 5' (1.5m) in a hemispherical free field calculated per AMCA Standard 301. Values shown are for installation type A - free inlet fan sone levels.



S&P, Div. of Soler & Palau Ventilation Group, certifies that the Models SQB shown herein are licensed to bear the AMCA Seal. The ratings shown are based on test and procedures performed in accordance with AMCA Publication 211 and AMCA Publication 311 and comply with the requirement of the AMCA Certified Ratings Program.

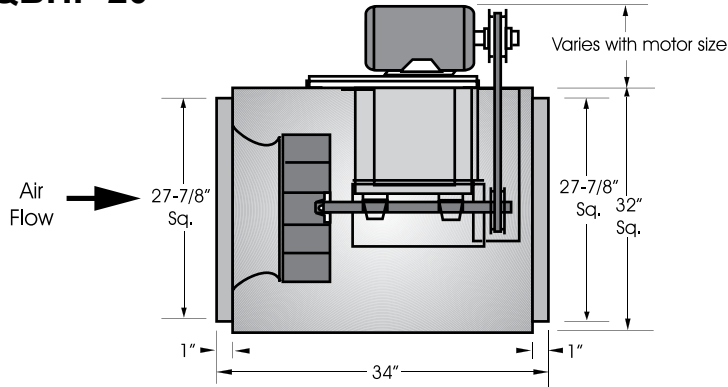




MODEL SQB
BELT DRIVE SQUARE INLINE CENTRIFUGAL DUCT FAN



SQBHP 20



Outlet Velocity = CFM x 0.18
Tip Speed = RPM x 5.629
Maximum Motor Frame Size = 184T
Maximum RPM = 1440
Maximum BHP at a Given RPM = (RPM/988)³

Unit Specifications
Housing Metal Thickness = 18 GA.
Approximate Weight = 220 lbs.

| CFM / BHP @ Static Pressure / Sones | | | | | | | | | Drive Range | RPM | HP | Tip Speed |
|-------------------------------------|-----------|-----------|-----------|-----------|-----------|-----------|-----------|---------|-------------|-------|------|-----------|
| 3/4 | 1 | 1-1/4 | 1-1/2 | 1-3/4 | 2 | 2-1/4 | 2-1/2 | 2-3/4 | | | | |
| 2876 | 1908 | - | - | - | - | - | - | - | DP 54 | 850 | 3/4 | 4784 |
| .65/10.1 | .56/9.1 | - | - | - | - | - | - | - | | DP 55 | 875 | 3/4 |
| 3051 | 2380 | - | - | - | - | - | - | - | DP 56 | | 900 | 3/4 |
| .70/10.9 | .67/9.7 | - | - | - | - | - | - | - | | DP 57 | 950 | 1 |
| 3218 | 2656 | - | - | - | - | - | - | - | DP 58 | | 1000 | 1 |
| .76/11.8 | .75/10.4 | - | - | - | - | - | - | - | | DP 59 | 1025 | 1-1/2 |
| 3536 | 3086 | 2120 | - | - | - | - | - | - | DP 60 | | 1075 | 1-1/2 |
| .89/13.9 | .90/11.9 | .78/10.9 | - | - | - | - | - | - | | DP 61 | 1100 | 1-1/2 |
| 3839 | 3452 | 2907 | - | - | - | - | - | - | DP 62 | | 1125 | 1-1/2 |
| 1.02/15.6 | 1.05/13.7 | 1.03/12.4 | - | - | - | - | - | - | | DP 63 | 1145 | 1-1/2 |
| 3986 | 3622 | 3144 | - | - | - | - | - | - | DP 64 | | 1150 | 2 |
| 1.09/16.4 | 1.13/14.8 | 1.12/13.2 | - | - | - | - | - | - | | DP 65 | 1175 | 2 |
| 4275 | 3946 | 3549 | 2957 | - | - | - | - | - | DP 66 | | 1200 | 2 |
| 1.25/18.1 | 1.29/17.2 | 1.31/14.9 | 1.26/13.7 | - | - | - | - | - | | DP 67 | 1225 | 2 |
| 4416 | 4102 | 3732 | 3230 | - | - | - | - | - | DP 68 | | 1250 | 2 |
| 1.33/19.0 | 1.38/18.2 | 1.40/16.0 | 1.38/14.6 | - | - | - | - | - | | DP 69 | 1300 | 3 |
| 4557 | 4254 | 3907 | 3463 | 2546 | - | - | - | - | DP 70 | | 1325 | 3 |
| 1.41/19.9 | 1.47/19.2 | 1.50/17.2 | 1.49/15.4 | 1.31/14.5 | - | - | - | - | | DP 71 | 1350 | 3 |
| 4668 | 4375 | 4043 | 3632 | 2974 | - | - | - | - | DP 72 | | 1375 | 3 |
| 1.48/21 | 1.54/19.9 | 1.58/18.1 | 1.58/16.1 | 1.48/15.1 | - | - | - | - | | DP 73 | 1400 | 3 |
| 4696 | 4405 | 4076 | 3673 | 3048 | - | - | - | - | DP 74 | | 1425 | 3 |
| 1.50/21 | 1.56/20 | 1.60/18.4 | 1.60/16.3 | 1.52/15.3 | - | - | - | - | | DP 75 | 1440 | 3 |
| 4834 | 4553 | 4240 | 3868 | 3353 | - | - | - | - | DP 76 | | | |
| 1.59/22 | 1.65/21 | 1.70/19.7 | 1.71/17.5 | 1.66/16.1 | - | - | - | - | | DP 77 | | |
| 4971 | 4699 | 4400 | 4053 | 3603 | 2601 | - | - | - | DP 78 | | | |
| 1.68/23 | 1.75/22 | 1.80/21 | 1.82/18.7 | 1.80/17.0 | 1.55/16.2 | - | - | - | | DP 79 | | |
| 5107 | 4843 | 4556 | 4229 | 3826 | 3194 | - | - | - | DP 80 | | | |
| 1.78/24 | 1.85/23 | 1.90/22 | 1.93/19.9 | 1.93/18.0 | 1.82/17.0 | - | - | - | | DP 81 | | |
| 5242 | 4986 | 4709 | 4400 | 4030 | 3517 | - | - | - | DP 82 | | | |
| 1.88/25 | 1.96/24 | 2.01/23 | 2.05/21 | 2.06/19.1 | 1.99/17.9 | - | - | - | | DP 83 | | |
| 5510 | 5267 | 5009 | 4727 | 4405 | 4007 | 3398 | - | - | DP 84 | | | |
| 2.09/26 | 2.18/25 | 2.24/25 | 2.29/24 | 2.32/21 | 2.30/19.6 | 2.18/18.8 | - | - | | DP 85 | | |
| 5643 | 5406 | 5156 | 4885 | 4581 | 4218 | 3721 | - | - | DP 86 | | | |
| 2.20/27 | 2.29/26 | 2.36/26 | 2.42/25 | 2.45/23 | 2.44/21 | 2.37/19.6 | - | - | | DP 87 | | |
| 5775 | 5544 | 5302 | 5041 | 4751 | 4415 | 3984 | 3203 | - | DP 88 | | | |
| 2.32/27 | 2.41/27 | 2.49/26 | 2.55/26 | 2.58/24 | 2.59/22 | 2.55/20 | 2.32/19.6 | - | | DP 89 | | |
| 5907 | 5681 | 5445 | 5193 | 4917 | 4602 | 4216 | 3650 | - | DP 90 | | | |
| 2.44/28 | 2.53/28 | 2.61/27 | 2.68/27 | 2.72/25 | 2.74/23 | 2.72/21 | 2.59/20 | - | | DP 91 | | |
| 6039 | 5818 | 5588 | 5344 | 5079 | 4782 | 4430 | 3959 | - | DP 92 | | | |
| 2.56/29 | 2.66/29 | 2.75/28 | 2.81/27 | 2.86/26 | 2.89/24 | 2.88/22 | 2.80/21 | - | | DP 93 | | |
| 6170 | 5953 | 5729 | 5493 | 5238 | 4956 | 4629 | 4219 | 3554 | DP 94 | | | |
| 2.69/29 | 2.79/29 | 2.88/29 | 2.95/28 | 3.01/27 | 3.04/25 | 3.05/23 | 3.00/22 | 2.80/21 | | DP 95 | | |
| 6248 | 6035 | 5814 | 5581 | 5332 | 5058 | 4744 | 4360 | 3798 | DP 96 | | | |
| 2.77/30 | 2.88/30 | 2.96/29 | 3.04/29 | 3.10/28 | 3.14/26 | 3.15/24 | 3.11/23 | 2.97/22 | | DP 97 | | |

Performance certified is for installation type B - free inlet, ducted outlet.
 Power Ratings (BHP) does not include drive losses.
 Performance ratings do not include the effects of appurtenances in the airstream.

The sound ratings shown are loudness values in fan sones @ 5' (1.5m) in a hemispherical free field calculated per AMCA Standard 301. Values shown are for installation type A - free inlet fan sone levels.



S&P, Div. of Soler & Palau Ventilation Group, certifies that the Models SQB shown herein are licensed to bear the AMCA Seal. The ratings shown are based on test and procedures performed in accordance with AMCA Publication 211 and AMCA Publication 311 and comply with the requirement of the AMCA Certified Ratings Program.



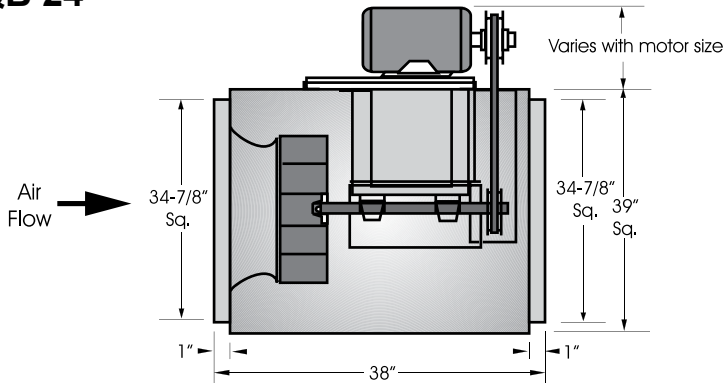


MODEL SQB

BELT DRIVE SQUARE INLINE CENTRIFUGAL DUCT FAN



SQB 24



Outlet Velocity = CFM x 0.11
 Tip Speed = RPM x 6.48
 Maximum Motor Frame Size = 215T
 Maximum RPM = 1235
 Maximum BHP at a Given RPM = (RPM/711)³

Unit Specifications
 Housing Metal Thickness = 18 GA.
 Approximate Weight = 320 lbs.

| CFM / BHP @ Static Pressure / Sones | | | | | | | | | | | | Drive Range | RPM | HP | Tip Speed | |
|-------------------------------------|-----------|-----------|-----------|-----------|-----------|-----------|-----------|-----------|-----------|---------|---------|-------------|-------|------|-----------|------|
| 1/8 | 1/4 | 3/8 | 1/2 | 5/8 | 3/4 | 1 | 1-1/4 | 1-1/2 | 1-3/4 | 2 | 2-1/4 | | | | | |
| 4426 | 3956 | 3416 | 2395 | - | - | - | - | - | - | - | - | DP 59 | DP 60 | 530 | 1/2 | 3434 |
| .39/8.0 | .41/7.5 | .42/6.4 | .36/5.5 | - | - | - | - | - | - | - | - | | | 570 | 1/2 | 3693 |
| 4828 | 4394 | 3928 | 3325 | - | - | - | - | - | - | - | - | DP 60 | DP 61 | 580 | 1/2 | 3758 |
| .47/9.1 | .50/8.7 | .52/7.7 | .51/6.8 | - | - | - | - | - | - | - | - | | | 600 | 3/4 | 3888 |
| 4928 | 4502 | 4049 | 3485 | - | - | - | - | - | - | - | - | DP 61 | DP 62 | 660 | 3/4 | 4276 |
| .50/9.3 | .53/9.0 | .54/8.0 | .54/7.1 | - | - | - | - | - | - | - | - | | | 675 | 1 | 4374 |
| 5127 | 4715 | 4286 | 3779 | 2949 | - | - | - | - | - | - | - | DP 62 | DP 63 | 725 | 1 | 4698 |
| .55/9.8 | .58/9.6 | .60/8.7 | .60/7.8 | .55/6.9 | - | - | - | - | - | - | - | | | 775 | 1-1/2 | 5022 |
| 5720 | 5343 | 4966 | 4558 | 4070 | 3307 | - | - | - | - | - | - | DP 63 | DP 64 | 820 | 1-1/2 | 5313 |
| .72/11.6 | .76/11.4 | .79/11.0 | .80/9.9 | .80/9.0 | .74/8.2 | - | - | - | - | - | - | | | 830 | 1-1/2 | 5378 |
| 5867 | 5498 | 5131 | 4738 | 4284 | 3653 | - | - | - | - | - | - | DP 64 | DP 65 | 845 | 2 | 5475 |
| .77/12.1 | .81/11.8 | .84/11.5 | .86/10.5 | .86/9.6 | .83/8.8 | - | - | - | - | - | - | | | 900 | 2 | 5832 |
| 6356 | 6010 | 5670 | 5319 | 4937 | 4488 | - | - | - | - | - | - | DP 65 | DP 66 | 910 | 2 | 5896 |
| .95/13.8 | .99/13.6 | 1.02/13.4 | 1.05/12.6 | 1.07/11.6 | 1.06/10.8 | - | - | - | - | - | - | | | 935 | 3 | 6058 |
| 6843 | 6515 | 6198 | 5876 | 5538 | 5166 | 4126 | - | - | - | - | - | DP 66 | DP 67 | 1010 | 3 | 6544 |
| 1.15/15.7 | 1.20/15.4 | 1.24/15.2 | 1.27/14.9 | 1.29/13.9 | 1.30/13.0 | 1.24/11.3 | - | - | - | - | - | | | 1035 | 3 | 6706 |
| 7278 | 6966 | 6665 | 6364 | 6053 | 5723 | 4925 | - | - | - | - | - | DP 67 | DP 68 | 1045 | 5 | 6771 |
| 1.36/17.5 | 1.41/17.3 | 1.45/17.0 | 1.49/16.8 | 1.52/16.0 | 1.54/15.1 | 1.53/13.3 | - | - | - | - | - | | | 1080 | 5 | 6998 |
| 7375 | 7066 | 6768 | 6471 | 6165 | 5843 | 5076 | - | - | - | - | - | DP 68 | DP 69 | 1120 | 5 | 7257 |
| 1.41/17.9 | 1.46/17.7 | 1.50/17.4 | 1.54/17.2 | 1.57/16.5 | 1.59/15.5 | 1.59/13.8 | - | - | - | - | - | | | 1190 | 5 | 7711 |
| 7519 | 7215 | 6922 | 6631 | 6333 | 6020 | 5295 | 4060 | - | - | - | - | DP 69 | DP 70 | 1225 | 5 | 7937 |
| 1.48/18.5 | 1.53/18.3 | 1.58/18.1 | 1.62/17.9 | 1.65/17.3 | 1.68/16.3 | 1.68/14.5 | 1.53/12.9 | - | - | - | - | | | 1235 | 5 | 8002 |
| 8049 | 7760 | 7483 | 7210 | 6934 | 6650 | 6030 | 5237 | - | - | - | - | DP 70 | DP 71 | 1235 | 5 | 8002 |
| 1.78/21 | 1.84/21 | 1.89/20 | 1.94/20 | 1.97/20 | 2.01/19.1 | 2.04/17.3 | 2.00/15.5 | - | - | - | - | | | | | |
| 8145 | 7859 | 7584 | 7314 | 7042 | 6763 | 6156 | 5400 | - | - | - | - | DP 71 | DP 72 | 1235 | 5 | 8002 |
| 1.84/21 | 1.90/21 | 1.95/21 | 2.00/21 | 2.04/20 | 2.07/19.6 | 2.11/17.8 | 2.08/16.1 | - | - | - | - | | | | | |
| 8384 | 8105 | 7837 | 7574 | 7310 | 7040 | 6465 | 5779 | 4720 | - | - | - | DP 72 | DP 73 | 1235 | 5 | 8002 |
| 2.00/22 | 2.05/22 | 2.11/22 | 2.16/22 | 2.20/22 | 2.23/21 | 2.28/19.1 | 2.28/17.4 | 2.13/15.8 | - | - | - | | | | | |
| 9102 | 8840 | 8589 | 8344 | 8100 | 7855 | 7348 | 6790 | 6119 | 5100 | - | - | DP 73 | DP 74 | 1235 | 5 | 8002 |
| 2.50/26 | 2.57/26 | 2.63/25 | 2.68/25 | 2.73/25 | 2.78/25 | 2.85/23 | 2.88/21 | 2.86/19.7 | 2.68/18.2 | - | - | | | | | |
| 9340 | 9084 | 8838 | 8598 | 8360 | 8122 | 7632 | 7101 | 6486 | 5659 | - | - | DP 74 | DP 75 | 1235 | 5 | 8002 |
| 2.69/27 | 2.76/27 | 2.82/27 | 2.88/26 | 2.93/26 | 2.98/26 | 3.05/25 | 3.10/23 | 3.09/21 | 2.99/19.5 | - | - | | | | | |
| 9436 | 9181 | 8937 | 8699 | 8464 | 8228 | 7744 | 7224 | 6626 | 5849 | - | - | DP 75 | DP 76 | 1235 | 5 | 8002 |
| 2.77/28 | 2.84/27 | 2.90/27 | 2.96/27 | 3.01/27 | 3.06/26 | 3.14/25 | 3.19/23 | 3.19/22 | 3.10/20 | - | - | | | | | |
| 9769 | 9521 | 9284 | 9053 | 8825 | 8597 | 8133 | 7643 | 7098 | 6441 | 5459 | - | DP 76 | DP 77 | 1235 | 5 | 8002 |
| 3.05/29 | 3.12/29 | 3.19/29 | 3.25/28 | 3.31/28 | 3.36/28 | 3.44/27 | 3.50/25 | 3.53/24 | 3.49/22 | 3.28/20 | - | | | | | |
| 10149 | 9909 | 9679 | 9455 | 9234 | 9015 | 8571 | 8109 | 7608 | 7035 | 6305 | 4831 | DP 77 | DP 78 | 1235 | 5 | 8002 |
| 3.40/31 | 3.47/31 | 3.54/30 | 3.60/30 | 3.66/30 | 3.72/29 | 3.82/29 | 3.89/27 | 3.93/25 | 3.92/24 | 3.82/22 | 3.33/21 | | | | | |
| 10814 | 10586 | 10367 | 10154 | 9945 | 9738 | 9324 | 8900 | 8454 | 7970 | 7416 | 6425 | DP 78 | DP 79 | 1235 | 5 | 8002 |
| 4.06/34 | 4.14/33 | 4.22/33 | 4.29/33 | 4.36/33 | 4.42/32 | 4.53/32 | 4.62/31 | 4.68/29 | 4.72/27 | 4.70/26 | 4.59/24 | | | | | |
| 11145 | 10923 | 10710 | 10502 | 10298 | 10096 | 9695 | 9286 | 8861 | 8407 | 7903 | 7309 | DP 79 | DP 80 | 1235 | 5 | 8002 |
| 4.43/35 | 4.51/35 | 4.59/35 | 4.66/34 | 4.73/34 | 4.80/34 | 4.91/33 | 5.01/33 | 5.09/31 | 5.14/29 | 5.14/28 | 5.09/26 | | | | | |
| 11240 | 11019 | 10807 | 10601 | 10399 | 10198 | 9800 | 9396 | 8976 | 8529 | 8037 | 7464 | DP 80 | DP 81 | 1235 | 5 | 8002 |
| 4.54/36 | 4.62/35 | 4.70/35 | 4.77/35 | 4.84/35 | 4.91/34 | 5.03/34 | 5.13/33 | 5.21/31 | 5.26/30 | 5.27/28 | 5.23/27 | | | | | |

Performance certified is for installation type B - free inlet, ducted outlet.
 Power Ratings (BHP) does not include drive losses.
 Performance ratings do not include the effects of appurtenances in the airstream.

The sound ratings shown are loudness values in fan sones @ 5' (1.5m) in a hemispherical free field calculated per AMCA Standard 301. Values shown are for installation type A - free inlet fan sone levels.



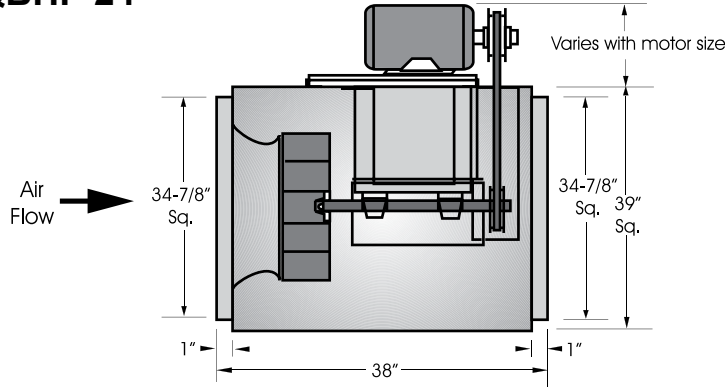
S&P, Div. of Soler & Palau Ventilation Group, certifies that the Models SQB shown herein are licensed to bear the AMCA Seal. The ratings shown are based on test and procedures performed in accordance with AMCA Publication 211 and AMCA Publication 311 and comply with the requirement of the AMCA Certified Ratings Program.





MODEL SQB
BELT DRIVE SQUARE INLINE CENTRIFUGAL DUCT FAN

SQBHP 24



Outlet Velocity = CFM x 0.11
Tip Speed = RPM x 6.48
Maximum Motor Frame Size = 215T
Maximum RPM = 1515
Maximum BHP at a Given RPM = (RPM/774)³

Unit Specifications
Housing Metal Thickness = 18 GA.
Approximate Weight = 320 lbs.

| CFM / BHP @ Static Pressure / Sones | | | | | | | | | | | Drive Range | RPM | HP | Tip Speed | |
|-------------------------------------|-----------|-----------|-----------|-----------|---------|---------|---------|---------|---------|---------|-------------|-------|------|-----------|-------|
| 3/4 | 1 | 1-1/4 | 1-1/2 | 1-3/4 | 2 | 2-1/4 | 2-1/2 | 2-3/4 | 3 | 3-1/4 | | | | | 3-1/2 |
| 4251 | 3195 | - | - | - | - | - | - | - | - | - | - | DP 66 | 765 | 1 | 4957 |
| .99/12.0 | .91/10.4 | - | - | - | - | - | - | - | - | - | - | | | | |
| 4474 | 3589 | - | - | - | - | - | - | - | - | - | - | DP 67 | 785 | 1 | 5086 |
| 1.07/12.8 | 1.03/11.7 | - | - | - | - | - | - | - | - | - | - | | | | |
| 4794 | 4054 | - | - | - | - | - | - | - | - | - | - | DP 68 | 815 | 1-1/2 | 5281 |
| 1.19/14.0 | 1.18/12.8 | - | - | - | - | - | - | - | - | - | - | | | | |
| 5251 | 4635 | 3676 | - | - | - | - | - | - | - | - | - | DP 69 | 860 | 1-1/2 | 5572 |
| 1.38/15.8 | 1.40/14.7 | 1.31/13.2 | - | - | - | - | - | - | - | - | - | | | | |
| 5641 | 5095 | 4370 | - | - | - | - | - | - | - | - | - | DP 69 | 900 | 1-1/2 | 5832 |
| 1.56/17.5 | 1.61/16.4 | 1.58/15.3 | - | - | - | - | - | - | - | - | - | | | | |
| 5973 | 5472 | 4853 | 3868 | - | - | - | - | - | - | - | - | DP 69 | 935 | 2 | 6058 |
| 1.74/19.1 | 1.79/18.0 | 1.80/16.8 | 1.66/15.1 | - | - | - | - | - | - | - | - | | | | |
| 6159 | 5680 | 5103 | 4281 | - | - | - | - | - | - | - | - | DP 69 | 955 | 2 | 6188 |
| 1.84/20 | 1.90/18.9 | 1.92/17.8 | 1.84/16.7 | - | - | - | - | - | - | - | - | | | | |
| 6481 | 6034 | 5515 | 4848 | 3558 | - | - | - | - | - | - | - | DP 69 | 990 | 2 | 6415 |
| 2.03/22 | 2.10/20 | 2.14/19.4 | 2.11/18.4 | 1.81/15.6 | - | - | - | - | - | - | - | | | | |
| 6887 | 6473 | 6008 | 5453 | 4687 | - | - | - | - | - | - | - | DP 69 | 1035 | 3 | 6706 |
| 2.29/24 | 2.38/23 | 2.44/21 | 2.44/20 | 2.35/19.5 | - | - | - | - | - | - | - | | | | |
| 7331 | 6947 | 6527 | 6047 | 5458 | 4589 | - | - | - | - | - | - | DP 69 | 1085 | 3 | 7030 |
| 2.61/26 | 2.71/25 | 2.78/24 | 2.82/23 | 2.79/22 | 2.62/20 | - | - | - | - | - | - | | | | |
| 7725 | 7364 | 6974 | 6542 | 6039 | 5400 | 4319 | - | - | - | - | - | DP 69 | 1130 | 3 | 7322 |
| 2.92/27 | 3.03/27 | 3.11/25 | 3.17/24 | 3.18/23 | 3.11/23 | 2.80/20 | - | - | - | - | - | | | | |
| 7985 | 7637 | 7265 | 6857 | 6395 | 5836 | 5059 | - | - | - | - | - | DP 70 | 1160 | 5 | 7516 |
| 3.14/28 | 3.25/28 | 3.35/27 | 3.42/26 | 3.45/25 | 3.41/24 | 3.25/23 | - | - | - | - | - | | | | |
| 8330 | 7997 | 7645 | 7265 | 6844 | 6357 | 5750 | 4815 | - | - | - | - | DP 70 | 1200 | 5 | 7775 |
| 3.45/30 | 3.57/30 | 3.68/28 | 3.76/27 | 3.81/26 | 3.81/25 | 3.73/25 | 3.45/22 | - | - | - | - | | | | |
| 8671 | 8352 | 8018 | 7660 | 7272 | 6835 | 6321 | 5654 | 4413 | - | - | - | DP 70 | 1240 | 5 | 8035 |
| 3.77/31 | 3.91/31 | 4.02/30 | 4.11/29 | 4.18/28 | 4.21/27 | 4.18/26 | 4.05/25 | 3.54/22 | - | - | - | | | | |
| 8968 | 8660 | 8339 | 7999 | 7633 | 7230 | 6770 | 6213 | 5440 | - | - | - | DP 70 | 1275 | 5 | 8261 |
| 4.08/33 | 4.22/33 | 4.34/32 | 4.44/31 | 4.52/30 | 4.57/29 | 4.57/28 | 4.50/27 | 4.27/26 | - | - | - | | | | |
| 9179 | 8878 | 8566 | 8237 | 7885 | 7502 | 7072 | 6567 | 5921 | 4817 | - | - | DP 70 | 1300 | 5 | 8423 |
| 4.30/34 | 4.45/34 | 4.58/33 | 4.69/32 | 4.77/31 | 4.83/30 | 4.85/29 | 4.81/28 | 4.66/27 | 4.19/25 | - | - | | | | |
| 9431 | 9139 | 8836 | 8519 | 8183 | 7820 | 7419 | 6962 | 6408 | 5645 | - | - | DP 70 | 1330 | 5 | 8618 |
| 4.59/35 | 4.74/35 | 4.87/34 | 4.99/33 | 5.09/32 | 5.16/31 | 5.19/31 | 5.18/30 | 5.09/29 | 4.84/27 | - | - | | | | |
| 9891 | 9613 | 9326 | 9028 | 8715 | 8382 | 8023 | 7626 | 7174 | 6630 | 5891 | - | DP 71 | 1385 | 7 1/2 | 8974 |
| 5.14/37 | 5.30/37 | 5.44/37 | 5.58/36 | 5.69/35 | 5.78/34 | 5.84/33 | 5.86/32 | 5.84/32 | 5.74/31 | 5.47/29 | - | | | | |
| 10223 | 9954 | 9678 | 9392 | 9094 | 8779 | 8443 | 8078 | 7673 | 7207 | 6637 | 5829 | DP 71 | 1425 | 7 1/2 | 9233 |
| 5.56/39 | 5.73/39 | 5.89/39 | 6.03/38 | 6.15/37 | 6.25/36 | 6.33/35 | 6.38/34 | 6.38/34 | 6.34/33 | 6.19/32 | 5.84/30 | | | | |
| 10513 | 10251 | 9984 | 9707 | 9420 | 9119 | 8800 | 8458 | 8084 | 7665 | 7176 | 6562 | DP 71 | 1460 | 7 1/2 | 9460 |
| 5.96/41 | 6.13/41 | 6.29/41 | 6.44/40 | 6.57/39 | 6.68/38 | 6.77/37 | 6.84/36 | 6.87/36 | 6.85/35 | 6.77/34 | 6.57/33 | | | | |
| 10760 | 10505 | 10244 | 9975 | 9697 | 9406 | 9100 | 8774 | 8422 | 8034 | 7593 | 7068 | DP 71 | 1490 | 7 1/2 | 9564 |
| 6.31/42 | 6.49/42 | 6.66/42 | 6.81/42 | 6.95/41 | 7.07/40 | 7.17/39 | 7.25/38 | 7.29/37 | 7.30/36 | 7.25/36 | 7.12/35 | | | | |
| 10996 | 10716 | 10460 | 10197 | 9925 | 9642 | 9346 | 9032 | 8696 | 8329 | 7919 | 7445 | DP 71 | 1515 | 7 1/2 | 9816 |
| 6.61/43 | 6.80/43 | 6.97/43 | 7.13/43 | 7.27/42 | 7.40/41 | 7.51/40 | 7.59/40 | 7.65/39 | 7.68/38 | 7.65/37 | 7.56/36 | | | | |

Performance certified is for installation type B - free inlet, ducted outlet.
 Power Ratings (BHP) does not include drive losses.
 Performance ratings do not include the effects of appurtenances in the airstream.

The sound ratings shown are loudness values in fan sones @ 5' (1.5m) in a hemispherical free field calculated per AMCA Standard 301. Values shown are for installation type A - free inlet fan sone levels.



S&P, Div. of Soler & Palau Ventilation Group, certifies that the Models SQB shown herein are licensed to bear the AMCA Seal. The ratings shown are based on test and procedures performed in accordance with AMCA Publication 211 and AMCA Publication 311 and comply with the requirement of the AMCA Certified Ratings Program.



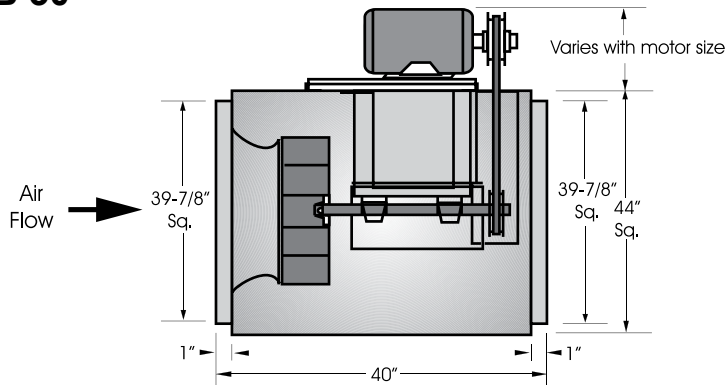


MODEL SQB

BELT DRIVE SQUARE INLINE CENTRIFUGAL DUCT FAN



SQB 30



Outlet Velocity = CFM x 0.09
Tip Speed = RPM x 8.017
Maximum Motor Frame Size = 215T
Maximum RPM = 1000
Maximum BHP at a Given RPM = (RPM/510)³

Unit Specifications

Housing Metal Thickness = 16 GA.
Approximate Weight = 420 lbs.

| CFM / BHP @ Static Pressure / Sones | | | | | | | | | | | | Drive Range | RPM | HP | Tip Speed |
|-------------------------------------|-----------|-----------|-----------|-----------|-----------|-----------|-----------|-----------|-----------|----------|----------|-------------|------|-------|-----------|
| 1/8 | 1/4 | 3/8 | 1/2 | 5/8 | 3/4 | 1 | 1-1/4 | 1-1/2 | 1-3/4 | 2 | 2-1/4 | | | | |
| 5919 | 5239 | 4395 | - | - | - | - | - | - | - | - | - | DP 72 | 425 | 3/4 | 3407 |
| .53/7.6 | .57/7.1 | .58/6.4 | - | - | - | - | - | - | - | - | - | | | | |
| 6341 | 5711 | 4978 | 3879 | - | - | - | - | - | - | - | - | | | | |
| .63/8.5 | .67/8.0 | .69/7.3 | .65/6.5 | - | - | - | - | - | - | - | - | DP 73 | 450 | 3/4 | 3608 |
| 6675 | 6079 | 5408 | 4526 | - | - | - | - | - | - | - | - | | | | |
| .71/9.3 | .75/8.8 | .78/8.1 | .77/7.3 | - | - | - | - | - | - | - | - | | | | |
| 7174 | 6619 | 6017 | 5300 | 4214 | - | - | - | - | - | - | - | DP 74 | 500 | 1 | 4009 |
| .85/10.6 | .90/10.0 | .93/9.5 | .94/8.6 | .89/7.8 | - | - | - | - | - | - | - | | | | |
| 7503 | 6972 | 6406 | 5757 | 4900 | - | - | - | - | - | - | - | | | | |
| .95/11.6 | 1.00/10.9 | 1.04/10.4 | 1.06/9.6 | 1.04/8.7 | - | - | - | - | - | - | - | DP 75 | 520 | 1 | 4169 |
| 7995 | 7496 | 6973 | 6397 | 5707 | 4707 | - | - | - | - | - | - | | | | |
| 1.12/13.0 | 1.17/12.4 | 1.22/11.9 | 1.25/11.2 | 1.25/10.2 | 1.19/9.4 | - | - | - | - | - | - | | | | |
| 8403 | 7926 | 7433 | 6901 | 6294 | 5525 | - | - | - | - | - | - | DP 76 | 550 | 1-1/2 | 4410 |
| 1.28/14.3 | 1.33/13.7 | 1.38/13.2 | 1.42/12.6 | 1.43/11.7 | 1.41/10.7 | - | - | - | - | - | - | | | | |
| 8646 | 8182 | 7705 | 7196 | 6625 | 5935 | - | - | - | - | - | - | | | | |
| 1.37/15.1 | 1.43/14.5 | 1.48/14.0 | 1.52/13.4 | 1.55/12.5 | 1.54/11.6 | - | - | - | - | - | - | DP 77 | 575 | 1-1/2 | 4610 |
| 9212 | 8775 | 8330 | 7863 | 7358 | 6784 | 5002 | - | - | - | - | - | | | | |
| 1.63/16.8 | 1.69/16.3 | 1.75/15.8 | 1.79/15.3 | 1.83/14.7 | 1.84/13.7 | 1.69/11.8 | - | - | - | - | - | | | | |
| 9615 | 9195 | 8770 | 8328 | 7857 | 7337 | 5958 | - | - | - | - | - | DP 78 | 625 | 2 | 5011 |
| 1.82/17.9 | 1.89/17.4 | 1.95/16.9 | 2.00/16.4 | 2.04/15.9 | 2.07/15.0 | 2.01/13.2 | - | - | - | - | - | | | | |
| 10417 | 10027 | 9635 | 9233 | 8815 | 8369 | 7324 | 5651 | - | - | - | - | | | | |
| 2.27/20 | 2.34/19.5 | 2.40/19.0 | 2.47/18.6 | 2.52/18.2 | 2.56/17.8 | 2.58/16.0 | 2.38/14.4 | - | - | - | - | DP 79 | 700 | 3 | 5612 |
| 10817 | 10440 | 10062 | 9677 | 9279 | 8860 | 7909 | 6605 | - | - | - | - | | | | |
| 2.51/21 | 2.59/21 | 2.66/20 | 2.72/19.7 | 2.78/19.3 | 2.83/18.9 | 2.88/17.4 | 2.78/15.9 | - | - | - | - | | | | |
| 11215 | 10851 | 10487 | 10116 | 9736 | 9339 | 8461 | 7349 | 5116 | - | - | - | DP 80 | 725 | 3 | 5813 |
| 2.78/22 | 2.85/22 | 2.93/21 | 3.00/21 | 3.06/20 | 3.11/20 | 3.18/18.9 | 3.15/17.4 | 2.65/16.0 | - | - | - | | | | |
| 12010 | 11669 | 11327 | 10983 | 10632 | 10271 | 9497 | 8601 | 7420 | - | - | - | | | | |
| 3.36/25 | 3.44/24 | 3.52/24 | 3.60/24 | 3.67/23 | 3.73/23 | 3.83/22 | 3.86/20 | 3.76/19.1 | - | - | - | DP 81 | 750 | 3 | 6013 |
| 12407 | 12075 | 11744 | 11412 | 11074 | 10727 | 9993 | 9165 | 8144 | 6529 | - | - | | | | |
| 3.68/26 | 3.76/26 | 3.85/25 | 3.92/25 | 4.00/25 | 4.07/24 | 4.18/24 | 4.24/22 | 4.19/21 | 3.86/19.3 | - | - | | | | |
| 12803 | 12481 | 12160 | 11837 | 11511 | 11178 | 10478 | 9704 | 8791 | 7552 | - | - | DP 82 | 800 | 5 | 6414 |
| 4.02/27 | 4.10/27 | 4.19/27 | 4.27/26 | 4.35/26 | 4.42/26 | 4.54/25 | 4.62/24 | 4.62/22 | 4.45/21 | - | - | | | | |
| 13198 | 12885 | 12573 | 12260 | 11945 | 11623 | 10953 | 10224 | 9390 | 8344 | 6595 | - | | | | |
| 4.38/29 | 4.47/28 | 4.56/28 | 4.64/28 | 4.72/27 | 4.80/27 | 4.93/26 | 5.03/25 | 5.06/24 | 4.96/22 | 4.48/21 | - | DP 83 | 825 | 5 | 6615 |
| 13356 | 13046 | 12738 | 12429 | 12117 | 11800 | 11141 | 10428 | 9620 | 8629 | 7128 | - | | | | |
| 4.53/29 | 4.62/29 | 4.71/29 | 4.79/28 | 4.88/28 | 4.95/28 | 5.09/27 | 5.19/26 | 5.23/25 | 5.16/23 | 4.80/22 | - | | | | |
| 13987 | 13691 | 13396 | 13100 | 12803 | 12503 | 11883 | 11224 | 10500 | 9665 | 8607 | 6796 | DP 84 | 850 | 5 | 6815 |
| 5.16/32 | 5.26/32 | 5.35/31 | 5.44/31 | 5.53/30 | 5.61/30 | 5.76/29 | 5.89/29 | 5.96/27 | 5.96/26 | 5.82/24 | 5.21/23 | | | | |
| 14381 | 14092 | 13805 | 13518 | 13229 | 12937 | 12339 | 11708 | 11025 | 10256 | 9332 | 8049 | | | | |
| 5.58/34 | 5.68/33 | 5.78/33 | 5.87/32 | 5.96/32 | 6.05/32 | 6.21/31 | 6.35/30 | 6.44/29 | 6.47/28 | 6.40/26 | 6.09/25 | DP 85 | 875 | 5 | 7015 |
| 14775 | 14493 | 14213 | 13933 | 13652 | 13369 | 12790 | 12184 | 11535 | 10819 | 9988 | 8936 | | | | |
| 6.03/35 | 6.13/35 | 6.23/35 | 6.33/34 | 6.42/34 | 6.51/33 | 6.68/33 | 6.83/32 | 6.94/31 | 6.99/29 | 6.97/28 | 6.79/27 | | | | |
| 15168 | 14893 | 14620 | 14347 | 14074 | 13798 | 13237 | 12654 | 12034 | 11360 | 10599 | 9686 | DP 86 | 885 | 5 | 7096 |
| 6.50/37 | 6.61/37 | 6.71/36 | 6.81/36 | 6.91/35 | 7.00/35 | 7.18/34 | 7.33/34 | 7.45/33 | 7.53/31 | 7.54/30 | 7.44/28 | | | | |
| 15987 | 15711 | 15435 | 15159 | 14883 | 14607 | 14028 | 13449 | 12870 | 12200 | 11340 | 9980 | | | | |
| 7.00/39 | 7.11/38 | 7.21/37 | 7.31/36 | 7.41/35 | 7.50/34 | 7.68/33 | 7.83/32 | 7.94/31 | 7.99/29 | 7.97/28 | 7.79/27 | DP 87 | 925 | 7 1/2 | 7416 |
| 16807 | 16531 | 16255 | 15979 | 15703 | 15427 | 14848 | 14269 | 13690 | 13020 | 12160 | 10800 | | | | |
| 8.00/41 | 8.11/40 | 8.21/39 | 8.31/38 | 8.41/37 | 8.50/36 | 8.68/35 | 8.83/34 | 8.94/33 | 8.99/31 | 8.97/30 | 8.79/29 | | | | |
| 17627 | 17351 | 17075 | 16799 | 16523 | 16247 | 15668 | 15089 | 14510 | 13840 | 12980 | 11620 | DP 88 | 950 | 7 1/2 | 7617 |
| 9.00/43 | 9.11/42 | 9.21/41 | 9.31/40 | 9.41/39 | 9.50/38 | 9.68/37 | 9.83/36 | 9.94/35 | 9.99/33 | 9.97/32 | 9.79/31 | | | | |
| 18447 | 18171 | 17895 | 17619 | 17343 | 17067 | 16488 | 15909 | 15330 | 14660 | 13800 | 12440 | | | | |
| 10.00/45 | 10.11/44 | 10.21/43 | 10.31/42 | 10.41/41 | 10.50/40 | 10.68/39 | 10.83/38 | 10.94/37 | 10.99/35 | 10.97/34 | 10.79/33 | DP 89 | 975 | 7 1/2 | 7817 |
| 19267 | 18991 | 18715 | 18439 | 18163 | 17887 | 17308 | 16729 | 16150 | 15480 | 14620 | 13260 | | | | |
| 11.00/47 | 11.11/46 | 11.21/45 | 11.31/44 | 11.41/43 | 11.50/42 | 11.68/41 | 11.83/40 | 11.94/39 | 11.99/37 | 11.97/36 | 11.79/35 | | | | |
| 20087 | 19811 | 19535 | 19259 | 18983 | 18707 | 18128 | 17549 | 16970 | 16300 | 15440 | 14080 | DP 90 | 1000 | 7 1/2 | 8018 |
| 12.00/49 | 12.11/48 | 12.21/47 | 12.31/46 | 12.41/45 | 12.50/44 | 12.68/43 | 12.83/42 | 12.94/41 | 12.99/39 | 12.97/38 | 12.79/37 | | | | |

Performance certified is for installation type B - free inlet, ducted outlet.
 Power Ratings (BHP) does not include drive losses.
 Performance ratings do not include the effects of appurtenances in the airstream.

The sound ratings shown are loudness values in fan sones @ 5' (1.5m) in a hemispherical free field calculated per AMCA Standard 301. Values shown are for installation type A - free inlet fan sone levels.



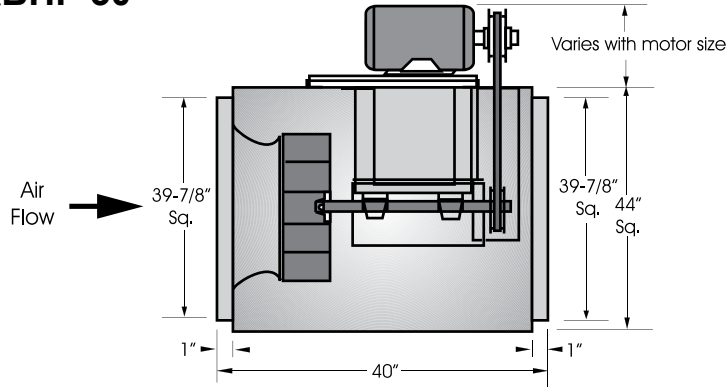
S&P, Div. of Soler & Palau Ventilation Group, certifies that the Models SQB shown herein are licensed to bear the AMCA Seal. The ratings shown are based on test and procedures performed in accordance with AMCA Publication 211 and AMCA Publication 311 and comply with the requirement of the AMCA Certified Ratings Program.





MODEL SQB
BELT DRIVE SQUARE INLINE CENTRIFUGAL DUCT FAN

SQBHP 30



Outlet Velocity = CFM x 0.09
Tip Speed = RPM x 8.017
Maximum Motor Frame Size = 215T
Maximum RPM = 1120
Maximum BHP at a Given RPM = (RPM/572)³

Unit Specifications
Housing Metal Thickness = 16 GA.
Approximate Weight = 420 lbs.

| CFM / BHP @ Static Pressure / Sones | | | | | | | | | | | Drive Range | RPM | HP | Tip Speed | |
|-------------------------------------|-----------|-----------|-----------|-----------|---------|---------|---------|---------|---------|---------|-------------|--------|--------|-----------|-------|
| 3/4 | 1 | 1-1/4 | 1-1/2 | 1-3/4 | 2 | 2-1/4 | 2-1/2 | 2-3/4 | 3 | 3-1/4 | | | | | 3-1/2 |
| 5295 | 3906 | - | - | - | - | - | - | - | - | - | - | DP 79 | 615 | 1-1/2 | 4931 |
| 1.26/12.0 | 1.18/10.8 | - | - | - | - | - | - | - | - | - | - | | DP 80 | 640 | 1-1/2 |
| 5739 | 4646 | - | - | - | - | - | - | - | - | - | - | DP 81 | | 660 | 1-1/2 |
| 1.42/13.2 | 1.39/12.0 | - | - | - | - | - | - | - | - | - | - | | DP 82 | 690 | 2 |
| 6078 | 5117 | - | - | - | - | - | - | - | - | - | - | DP 83 | | 710 | 2 |
| 1.55/14.2 | 1.55/13.0 | - | - | - | - | - | - | - | - | - | - | | DP 84 | 725 | 2 |
| 6565 | 5735 | 4452 | - | - | - | - | - | - | - | - | - | DP 85 | | 735 | 2 |
| 1.75/15.8 | 1.78/14.5 | 1.68/13.3 | - | - | - | - | - | - | - | - | - | | DP 86 | 765 | 3 |
| 6880 | 6112 | 5051 | - | - | - | - | - | - | - | - | - | DP 87 | | 785 | 3 |
| 1.90/16.9 | 1.94/15.6 | 1.89/14.4 | - | - | - | - | - | - | - | - | - | | DP 88 | 810 | 3 |
| 7112 | 6382 | 5426 | - | - | - | - | - | - | - | - | - | DP 89 | | 830 | 3 |
| 2.01/17.7 | 2.06/16.5 | 2.04/15.2 | - | - | - | - | - | - | - | - | - | | DP 90 | 835 | 5 |
| 7265 | 6558 | 5657 | 3916 | - | - | - | - | - | - | - | - | DP 91 | | 900 | 5 |
| 2.09/18.3 | 2.15/17.0 | 2.13/15.7 | 1.87/14.9 | - | - | - | - | - | - | - | - | | DP 92 | 920 | 5 |
| 7715 | 7066 | 6286 | 5172 | - | - | - | - | - | - | - | - | DP 93 | | 945 | 5 |
| 2.34/19.7 | 2.41/18.7 | 2.43/17.5 | 2.33/16.3 | - | - | - | - | - | - | - | - | | DP 94 | 975 | 5 |
| 8011 | 7393 | 6670 | 5720 | - | - | - | - | - | - | - | - | DP 95 | | 990 | 5 |
| 2.51/21 | 2.59/19.8 | 2.62/18.6 | 2.57/17.4 | - | - | - | - | - | - | - | - | | DP 96 | 1020 | 7 1/2 |
| 8375 | 7790 | 7125 | 6304 | 5034 | - | - | - | - | - | - | - | DP 97 | | 1045 | 7 1/2 |
| 2.73/22 | 2.83/21 | 2.88/19.9 | 2.86/18.8 | 2.68/17.8 | - | - | - | - | - | - | - | | DP 98 | 1090 | 7 1/2 |
| 8663 | 8102 | 7474 | 6725 | 5696 | - | - | - | - | - | - | - | DP 99 | | 1110 | 7 1/2 |
| 2.92/23 | 3.03/22 | 3.09/21 | 3.10/19.9 | 2.99/18.9 | - | - | - | - | - | - | - | | DP 100 | 1120 | 7 1/2 |
| 8734 | 8179 | 7559 | 6826 | 5838 | - | - | - | - | - | - | - | DP 101 | | | |
| 2.97/23 | 3.08/23 | 3.14/21 | 3.15/20 | 3.06/19.2 | - | - | - | - | - | - | - | | DP 102 | | |
| 9651 | 9155 | 8622 | 8028 | 7334 | 6439 | 4783 | - | - | - | - | - | DP 103 | | | |
| 3.65/26 | 3.79/26 | 3.89/25 | 3.94/24 | 3.95/23 | 3.86/22 | 3.43/21 | - | - | - | - | - | | DP 104 | | |
| 9929 | 9448 | 8935 | 8371 | 7726 | 6933 | 5767 | - | - | - | - | - | DP 105 | | | |
| 3.88/27 | 4.02/27 | 4.13/26 | 4.20/25 | 4.22/24 | 4.17/23 | 3.94/22 | - | - | - | - | - | | DP 106 | | |
| 10273 | 9810 | 9319 | 8787 | 8191 | 7488 | 6569 | 4737 | - | - | - | - | DP 107 | | | |
| 4.18/28 | 4.33/28 | 4.45/28 | 4.54/27 | 4.58/26 | 4.56/25 | 4.43/24 | 3.86/23 | - | - | - | - | | DP 108 | | |
| 10684 | 10240 | 9773 | 9272 | 8722 | 8095 | 7335 | 6268 | - | - | - | - | DP 109 | | | |
| 4.56/30 | 4.72/30 | 4.85/29 | 4.95/29 | 5.01/27 | 5.03/26 | 4.96/25 | 4.74/24 | - | - | - | - | | DP 110 | | |
| 10888 | 10453 | 9996 | 9509 | 8979 | 8382 | 7676 | 6748 | 4850 | - | - | - | DP 111 | | | |
| 4.76/31 | 4.92/30 | 5.06/30 | 5.17/30 | 5.24/28 | 5.26/27 | 5.22/26 | 5.06/25 | 4.38/25 | - | - | - | | DP 112 | | |
| 11295 | 10875 | 10438 | 9976 | 9479 | 8932 | 8306 | 7547 | 6482 | - | - | - | DP 113 | | | |
| 5.17/32 | 5.34/32 | 5.49/32 | 5.62/31 | 5.70/30 | 5.75/29 | 5.75/28 | 5.66/27 | 5.40/26 | - | - | - | | DP 114 | | |
| 11631 | 11224 | 10802 | 10358 | 9885 | 9370 | 8795 | 8123 | 7270 | 5883 | - | - | DP 115 | | | |
| 5.53/34 | 5.71/33 | 5.87/33 | 6.00/33 | 6.11/32 | 6.17/31 | 6.19/30 | 6.15/29 | 5.99/28 | 5.52/28 | - | - | | DP 116 | | |
| 12233 | 11846 | 11447 | 11032 | 10594 | 10127 | 9618 | 9049 | 8386 | 7552 | 6248 | - | DP 117 | | | |
| 6.21/36 | 6.42/36 | 6.59/36 | 6.75/36 | 6.87/35 | 6.96/34 | 7.02/33 | 7.02/32 | 6.96/31 | 6.79/30 | 6.31/30 | - | | DP 118 | | |
| 12499 | 12121 | 11731 | 11327 | 10903 | 10452 | 9966 | 9430 | 8820 | 8085 | 7088 | - | DP 119 | | | |
| 6.54/38 | 6.75/37 | 6.93/37 | 7.09/37 | 7.22/37 | 7.33/36 | 7.39/35 | 7.42/33 | 7.39/32 | 7.27/32 | 6.97/31 | - | | DP 120 | | |
| 12632 | 12257 | 11872 | 11473 | 11055 | 10613 | 10137 | 9616 | 9028 | 8331 | 7424 | 5772 | DP 121 | | | |
| 6.71/38 | 6.92/38 | 7.11/38 | 7.27/37 | 7.41/37 | 7.51/36 | 7.59/35 | 7.62/34 | 7.60/33 | 7.50/32 | 7.26/32 | 6.51/31 | | DP 122 | | |

Performance certified is for installation type B - free inlet, ducted outlet.
 Power Ratings (BHP) does not include drive losses.
 Performance ratings do not include the effects of appurtenances in the airstream.

The sound ratings shown are loudness values in fan sones @ 5' (1.5m) in a hemispherical free field calculated per AMCA Standard 301. Values shown are for installation type A - free inlet fan sone levels.



S&P, Div. of Soler & Palau Ventilation Group, certifies that the Models SQB shown herein are licensed to bear the AMCA Seal. The ratings shown are based on test and procedures performed in accordance with AMCA Publication 211 and AMCA Publication 311 and comply with the requirement of the AMCA Certified Ratings Program.



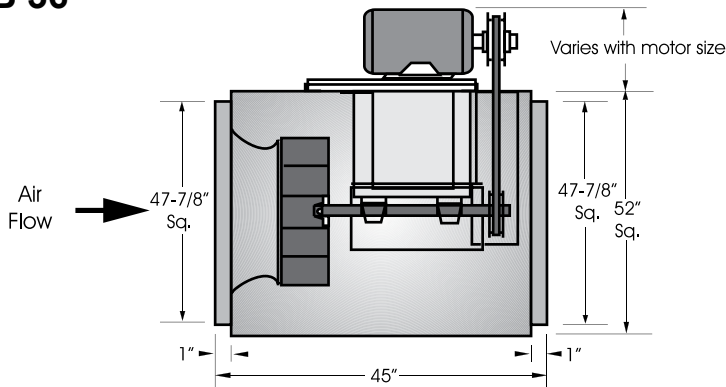


MODEL SQB

BELT DRIVE SQUARE INLINE CENTRIFUGAL DUCT FAN



SQB 36



Outlet Velocity = CFM x 0.06
 Tip Speed = RPM x 9.344
 Maximum Motor Frame Size = 215T
 Maximum RPM = 725
 Maximum BHP at a Given RPM = (RPM/375)³

Unit Specifications
 Housing Metal Thickness = 16 GA.
 Approximate Weight = 600 lbs.

| CFM / BHP @ Static Pressure / Sones | | | | | | | | | | | Drive Range | RPM | HP | Tip Speed | | | | |
|-------------------------------------|--------------------|--------------------|--------------------|--------------------|--------------------|--------------------|--------------------|--------------------|------------------|-----------------|-------------|-----|-------|-----------|-------|-----|-------|------|
| 1/8 | 1/4 | 3/8 | 1/2 | 5/8 | 3/4 | 1 | 1-1/4 | 1-1/2 | 1-3/4 | 2 | | | | | | | | |
| 7846 .62/6.5 | 6921 .65/6.0 | 5189 .60/5.9 | - | - | - | - | - | - | - | - | DP 84 | 325 | 1 | 3031 | | | | |
| 8564 .76/7.5 | 7767 .81/7.0 | 6594 .80/6.6 | - | - | - | - | - | - | - | - | | | | | DP 85 | 350 | 1 | 3264 |
| 9270 .93/8.5 | 8565 .98/8.0 | 7632 1.00/7.5 | 5970 .93/7.5 | - | - | - | - | - | - | - | | | | | | | | |
| 9970 1.11 9.6 | 9335 1.18/9.1 | 8545 1.21/8.6 | 7421 1.20/8.3 | - | - | - | - | - | - | - | DP 87 | 400 | 1-1/2 | 3731 | | | | |
| 10663 1.33/10.8 | 10083 1.40/10.2 | 9392 1.44/9.7 | 8500 1.46/9.2 | 7081 1.38/9.2 | - | - | - | - | - | - | | | | | DP 88 | 425 | 1-1/2 | 3964 |
| 11351 1.57/12.1 | 10817 1.64/11.5 | 10198 1.70/11.0 | 9445 1.73/10.4 | 8428 1.71/10.1 | 6431 1.50/10.1 | - | - | - | - | - | DP 89 | 450 | 2 | 4197 | | | | |
| 12035 1.83/13.5 | 11540 1.91/12.8 | 10978 1.98/12.2 | 10318 2.02/11.7 | 9496 2.03/11.2 | 8325 1.97/11.2 | - | - | - | - | - | | | | | DP 89 | 475 | 2 | 4430 |
| 12717 2.13/14.8 | 12254 2.21/14.2 | 11737 2.29/13.7 | 11147 2.34/13.1 | 10446 2.37/12.5 | 9552 2.35/12.2 | - | - | - | - | - | DP 89 | 500 | 3 | 4663 | | | | |
| 13396 2.45/16.2 | 12961 2.55/15.6 | 12482 2.63/15.0 | 11946 2.69/14.5 | 11329 2.74/14.0 | 10587 2.75/13.5 | 7996 2.48/13.5 | - | - | - | - | | | | | DP 89 | 525 | 3 | 4896 |
| 14072 2.81/17.7 | 13662 2.91/17.1 | 13215 3.00/16.5 | 12723 3.07/16.0 | 12168 3.13/15.4 | 11526 3.16/15.0 | 9697 3.06/14.7 | - | - | - | - | DP 89 | 550 | 3 | 5130 | | | | |
| 14747 3.20/19.2 | 14358 3.31/18.6 | 13939 3.40/18.1 | 13482 3.48/17.5 | 12977 3.55/17.0 | 12407 3.59/16.5 | 10925 3.57/15.8 | 7295 2.90/15.9 | - | - | - | | | | | DP 89 | 575 | 5 | 5363 |
| 15420 3.62/21 | 15051 3.74/20 | 14655 3.84/19.6 | 14229 3.93/19.1 | 13764 4.01/18.6 | 13248 4.06/18.1 | 11979 4.09/17.1 | 9946 3.87/17.2 | - | - | - | DP 89 | 600 | 5 | 5596 | | | | |
| 16091 4.09/22 | 15740 4.20/22 | 15366 4.31/21 | 14965 4.41/21 | 14533 4.50/20 | 14060 4.56/19.7 | 12940 4.63/18.7 | 11369 4.54/18.5 | - | - | - | | | | | DP 89 | 625 | 5 | 5829 |
| 16762 4.59/24 | 16426 4.71/23 | 16070 4.82/23 | 15693 4.93/22 | 15288 5.02/22 | 14851 5.10/21 | 13841 5.20/20 | 12528 5.18/19.6 | 10378 4.83/19.8 | - | - | DP 89 | 650 | 7 1/2 | 6062 | | | | |
| 17431 5.12/25 | 17109 5.25/25 | 16771 5.38/24 | 16413 5.49/24 | 16032 5.59/23 | 15625 5.68/23 | 14702 5.80/22 | 13559 5.83/21 | 11952 5.66/21 | - | - | | | | | DP 89 | 675 | 7 1/2 | 6295 |
| 18100 5.70/27 | 17791 5.84/26 | 17467 5.97/26 | 17127 6.09/25 | 16768 6.19/25 | 16385 6.29/24 | 15533 6.44/23 | 14512 6.51/22 | 13188 6.44/22 | 11047 5.99/22 | - | DP 89 | 700 | 7 1/2 | 6529 | | | | |
| 18767 6.33/28 | 18471 6.47/28 | 18161 6.60/27 | 17836 6.73/27 | 17495 6.84/26 | 17134 6.95/26 | 16341 7.12/25 | 15414 7.22/24 | 14271 7.21/23 | 12685 6.98/23 | 8266 5.39/23 | | | | | DP 89 | 725 | 7 1/2 | 6762 |

Performance certified is for installation type B - free inlet, ducted outlet.
 Power Ratings (BHP) does not include drive losses.
 Performance ratings do not include the effects of appurtenances in the airstream.

The sound ratings shown are loudness values in fan sones @ 5' (1.5m) in a hemispherical free field calculated per AMCA Standard 301. Values shown are for installation type A - free inlet fan sone levels.



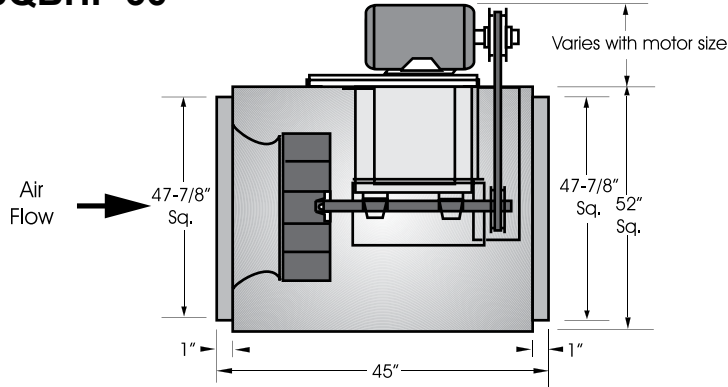
S&P, Div. of Soler & Palau Ventilation Group, certifies that the Models SQB shown herein are licensed to bear the AMCA Seal. The ratings shown are based on test and procedures performed in accordance with AMCA Publication 211 and AMCA Publication 311 and comply with the requirement of the AMCA Certified Ratings Program.





MODEL SQB
BELT DRIVE SQUARE INLINE CENTRIFUGAL DUCT FAN

SQBHP 36



Outlet Velocity = CFM x 0.06
Tip Speed = RPM x 9.344
Maximum Motor Frame Size = 215T
Maximum RPM = 840
Maximum BHP at a Given RPM = (RPM/426)³

Unit Specifications

Housing Metal Thickness = 16 GA.
Approximate Weight = 600 lbs.

| CFM / BHP @ Static Pressure / Sones | | | | | | | | Drive Range | RPM | HP | Tip Speed |
|-------------------------------------|-----------|-----------|-----------|---------|---------|---------|---------|-------------|--------|-------|-----------|
| 3/4 | 1 | 1-1/4 | 1-1/2 | 1-3/4 | 2 | 2-1/4 | 2-1/2 | | | | |
| 5958 | - | - | - | - | - | - | - | DP-91 | 475 | 1-1/2 | 4430 |
| 1.32/10.3 | - | - | - | - | - | - | - | | DP-92 | 495 | 1-1/2 |
| 6880 | - | - | - | - | - | - | - | DP-93 | | 525 | 2 |
| 1.55/11.2 | - | - | - | - | - | - | - | | DP-94 | 550 | 2 |
| 7969 | - | - | - | - | - | - | - | DP-95 | | 575 | 3 |
| 1.87/12.7 | - | - | - | - | - | - | - | | DP-96 | 600 | 3 |
| 8761 | 6961 | - | - | - | - | - | - | DP-97 | | 625 | 3 |
| 2.15/14.0 | 2.05/13.4 | - | - | - | - | - | - | | DP-98 | 650 | 5 |
| 9495 | 8081 | - | - | - | - | - | - | DP-99 | | 675 | 5 |
| 2.44/15.3 | 2.43/14.6 | - | - | - | - | - | - | | DP-100 | 700 | 5 |
| 10192 | 8992 | 6855 | - | - | - | - | - | DP-101 | | 725 | 5 |
| 2.75/16.7 | 2.79/16.0 | 2.53/15.6 | - | - | - | - | - | | DP-102 | 730 | 5 |
| 10863 | 9806 | 8278 | - | - | - | - | - | DP-103 | | 740 | 5 |
| 3.08/18.2 | 3.15/17.5 | 3.07/16.8 | - | - | - | - | - | | DP-104 | 775 | 7 1/2 |
| 11514 | 10561 | 9310 | 6845 | - | - | - | - | DP-105 | | 800 | 7 1/2 |
| 3.43/19.5 | 3.53/18.8 | 3.53/18.2 | 3.06/18.0 | - | - | - | - | | DP-106 | 825 | 7 1/2 |
| 12150 | 11276 | 10195 | 8598 | - | - | - | - | DP-107 | | 840 | 7 1/2 |
| 3.81/21 | 3.93/20 | 3.97/19.6 | 3.81/19.1 | - | - | - | - | | DP-108 | | |
| 12773 | 11964 | 11001 | 9728 | 7136 | - | - | - | DP-109 | | | |
| 4.21/22 | 4.35/22 | 4.43/21 | 4.37/20 | 3.74/20 | - | - | - | | DP-110 | | |
| 13386 | 12631 | 11756 | 10671 | 9070 | - | - | - | DP-111 | | | |
| 4.64/24 | 4.80/23 | 4.91/22 | 4.91/22 | 4.68/21 | - | - | - | | DP-112 | | |
| 13508 | 12762 | 11903 | 10847 | 9334 | - | - | - | DP-113 | | | |
| 4.73/24 | 4.89/23 | 5.00/23 | 5.02/22 | 4.82/22 | - | - | - | | DP-114 | | |
| 13750 | 13023 | 12192 | 11188 | 9817 | - | - | - | DP-115 | | | |
| 4.91/24 | 5.08/24 | 5.20/23 | 5.24/23 | 5.10/22 | - | - | - | | DP-116 | | |
| 14589 | 13918 | 13169 | 12304 | 11235 | 9693 | - | - | DP-117 | | | |
| 5.58/27 | 5.77/26 | 5.92/25 | 6.01/25 | 5.99/24 | 5.72/24 | - | - | | DP-118 | | |
| 15181 | 14544 | 13842 | 13048 | 12108 | 10889 | 8781 | - | DP-119 | | | |
| 6.10/28 | 6.30/27 | 6.47/27 | 6.58/26 | 6.62/26 | 6.49/25 | 5.86/25 | - | | DP-120 | | |
| 15768 | 15160 | 14499 | 13763 | 12915 | 11881 | 10442 | - | DP-121 | | | |
| 6.64/30 | 6.86/29 | 7.04/28 | 7.18/28 | 7.26/27 | 7.22/27 | 6.93/26 | - | | DP-122 | | |
| 16117 | 15526 | 14887 | 14180 | 13378 | 12422 | 11174 | 8932 | DP-123 | | | |
| 6.98/31 | 7.21/30 | 7.40/29 | 7.56/29 | 7.65/28 | 7.65/28 | 7.46/27 | 6.65/27 | | DP-124 | | |

Performance certified is for installation type B - free inlet, ducted outlet.
 Power Ratings (BHP) does not include drive losses.
 Performance ratings do not include the effects of appurtenances in the airstream.

The sound ratings shown are loudness values in fan sones @ 5' (1.5m) in a hemispherical free field calculated per AMCA Standard 301. Values shown are for installation type A - free inlet fan sone levels.



S&P, Div. of Soler & Palau Ventilation Group, certifies that the Models SQB shown herein are licensed to bear the AMCA Seal. The ratings shown are based on test and procedures performed in accordance with AMCA Publication 211 and AMCA Publication 311 and comply with the requirement of the AMCA Certified Ratings Program.



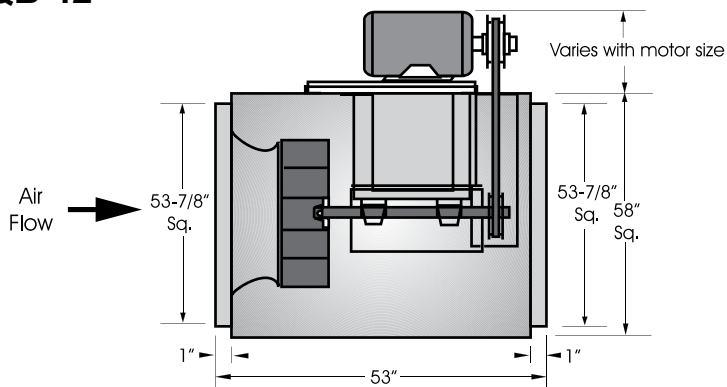


MODEL SQB

BELT DRIVE SQUARE INLINE CENTRIFUGAL DUCT FAN



SQB 42



Outlet Velocity = CFM x 0.04
Tip Speed = RPM x 10.995
Maximum Motor Frame Size = 215T
Maximum RPM = 565
Maximum BHP at a Given RPM = (RPM/289)³

Unit Specifications

Housing Metal Thickness = 16 GA.
Approximate Weight = 725 lbs.

| CFM / BHP @ Static Pressure / Sones | | | | | | | | Drive Range | RPM | HP | Tip Speed |
|-------------------------------------|-----------|-----------|-----------|-----------|-----------|---------|---------|-------------|-----|-------|-----------|
| 1/8 | 1/4 | 3/8 | 1/2 | 5/8 | 3/4 | 1 | 1-1/4 | | | | |
| 11079 | 8897 | - | - | - | - | - | - | DP 97 | 285 | 2 | 3134 |
| .96/7.9 | .94/8.3 | - | - | - | - | - | - | | 310 | 2 | 3409 |
| 12360 | 10509 | 7767 | - | - | - | - | - | DP 98 | 325 | 2 | 3574 |
| 1.23/9.6 | 1.23/10.2 | 1.13/10.9 | - | - | - | - | - | | 350 | 2 | 3848 |
| 13114 | 11406 | 9110 | - | - | - | - | - | DP 99 | 360 | 2 | 3958 |
| 1.41/10.4 | 1.42/11.1 | 1.36/11.7 | - | - | - | - | - | | 365 | 2 | 4013 |
| 14353 | 12829 | 10961 | 8114 | - | - | - | - | DP 100 | 375 | 3 | 4123 |
| 1.76/11.6 | 1.77/12.2 | 1.74/12.8 | 1.58/13.5 | - | - | - | - | | 390 | 3 | 4288 |
| 14843 | 13379 | 11629 | 9169 | - | - | - | - | DP 100 | 415 | 3 | 4563 |
| 1.91/12.1 | 1.93/12.6 | 1.91/13.3 | 1.78/13.9 | - | - | - | - | | 420 | 3 | 4618 |
| 15087 | 13651 | 11953 | 9638 | - | - | - | - | DP 100 | 430 | 5 | 4728 |
| 1.99/12.4 | 2.01/12.9 | 1.99/13.5 | 1.88/14.1 | - | - | - | - | | 445 | 5 | 4893 |
| 15573 | 14190 | 12583 | 10497 | 6669 | - | - | - | DP 100 | 470 | 5 | 5168 |
| 2.16/12.9 | 2.18/13.4 | 2.17/14.0 | 2.08/14.6 | 1.71/15.4 | - | - | - | | 490 | 5 | 5388 |
| 16299 | 14986 | 13494 | 11656 | 8917 | - | - | - | DP 100 | 495 | 5 | 5443 |
| 2.42/13.7 | 2.45/14.2 | 2.45/14.7 | 2.38/15.3 | 2.17/16.0 | - | - | - | | 525 | 7 1/2 | 5773 |
| 17498 | 16287 | 14945 | 13383 | 11381 | 8066 | - | - | DP 100 | 545 | 7 1/2 | 5993 |
| 2.91/15.1 | 2.95/15.5 | 2.96/15.9 | 2.92/16.5 | 2.80/17.2 | 2.42/17.8 | - | - | | 560 | 7 1/2 | 6158 |
| 17737 | 16543 | 15228 | 13708 | 11796 | 8831 | - | - | DP 100 | 565 | 7 1/2 | 6212 |
| 3.02/15.4 | 3.06/15.7 | 3.07/16.2 | 3.03/16.8 | 2.93/17.4 | 2.60/18.0 | - | - | | | | |
| 18213 | 17054 | 15786 | 14342 | 12581 | 10091 | - | - | | | | |
| 3.24/16.0 | 3.28/16.3 | 3.29/16.8 | 3.27/17.3 | 3.18/17.9 | 2.94/18.5 | - | - | | | | |
| 18925 | 17813 | 16609 | 15262 | 13676 | 11618 | - | - | | | | |
| 3.59/17.0 | 3.63/17.2 | 3.65/17.7 | 3.63/18.2 | 3.57/18.8 | 3.40/19.3 | - | - | | | | |
| 20106 | 19064 | 17950 | 16732 | 15353 | 13703 | 7488 | - | | | | |
| 4.22/18.8 | 4.27/19.0 | 4.29/19.3 | 4.29/19.7 | 4.25/20 | 4.15/21 | 3.17/22 | - | | | | |
| 21046 | 20053 | 19001 | 17865 | 16607 | 15158 | 10870 | - | | | | |
| 4.77/21 | 4.83/21 | 4.86/21 | 4.87/21 | 4.84/22 | 4.77/22 | 4.24/23 | - | | | | |
| 21281 | 20299 | 19261 | 18144 | 16911 | 15503 | 11477 | - | | | | |
| 4.92/21 | 4.97/21 | 5.01/22 | 5.02/22 | 5.00/22 | 4.93/23 | 4.46/24 | - | | | | |
| 22683 | 21765 | 20803 | 19782 | 18680 | 17463 | 14401 | 8269 | | | | |
| 5.86/24 | 5.92/24 | 5.96/24 | 5.99/25 | 5.98/25 | 5.94/26 | 5.67/27 | 4.39/28 | | | | |
| 23615 | 22734 | 21816 | 20849 | 19815 | 18692 | 15997 | 11784 | | | | |
| 6.55/26 | 6.62/26 | 6.66/26 | 6.69/27 | 6.70/27 | 6.68/28 | 6.48/29 | 5.76/30 | | | | |
| 24312 | 23457 | 22569 | 21638 | 20649 | 19584 | 17095 | 13563 | | | | |
| 7.11/28 | 7.17/28 | 7.22/28 | 7.26/28 | 7.27/29 | 7.25/30 | 7.10/31 | 6.57/32 | | | | |
| 24544 | 23697 | 22819 | 21899 | 20924 | 19877 | 17447 | 14082 | | | | |
| 7.30/28 | 7.36/28 | 7.42/28 | 7.45/29 | 7.47/30 | 7.45/30 | 7.31/31 | 6.83/33 | | | | |

Performance certified is for installation type B - free inlet, ducted outlet.
 Power Ratings (BHP) does not include drive losses.
 Performance ratings do not include the effects of appurtenances in the airstream.

The sound ratings shown are loudness values in fan sones @ 5' (1.5m) in a hemispherical free field calculated per AMCA Standard 301. Values shown are for installation type A - free inlet fan sone levels.



S&P, Div. of Soler & Palau Ventilation Group, certifies that the Models SQB & SQD shown herein are licensed to bear the AMCA Seal. The ratings shown are based on test and procedures performed in accordance with AMCA Publication 211 and AMCA Publication 311 and comply with the requirement of the AMCA Certified Ratings Program.

